



Supreme Stands

for HVAC Equipment



763-428-3677
SupremeStands.com



Supreme Stands
for HVAC Equipment

18550 County Rd. 81
Maple Grove, MN 55369
763-428-3677

Mini Split Heat Pump Stand Dehumidifier Stand

MIN1627 (12" high)

- Powder coat finish
- Rust resistant
- Stackable for space
- Fits 36 x 24" pad
- Hardware Included
- 400 lb capacity



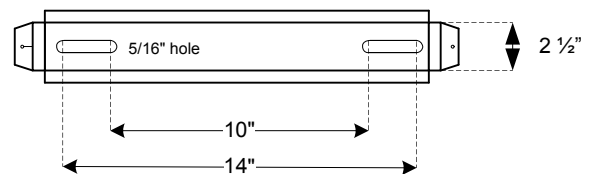
Mini Split Stand



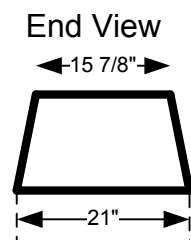
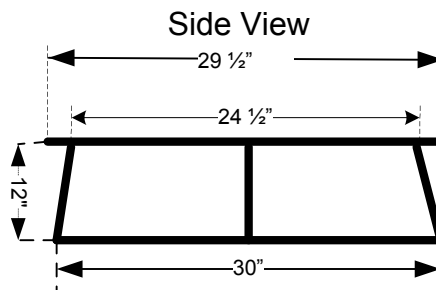
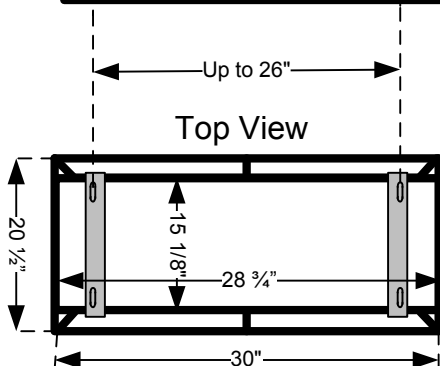
Dehumidifier Stand
Easy to drain



Adjustable top plate



Slide rail to proper width





Supreme Stands
for HVAC Equipment

18550 County Rd. 81
Maple Grove, MN 55369
763-428-3677
steves@heatcool2.com

Mini Split Heat Pump Stands

MIN1832 (10 high)
MIN1832T (18" high)

- Powder coat finish
- Rust resistant
- Stackable for space
- Hardware included
- 500 lb capacity

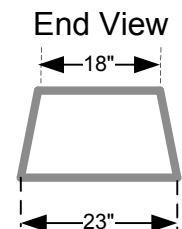
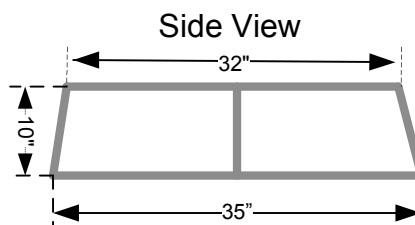
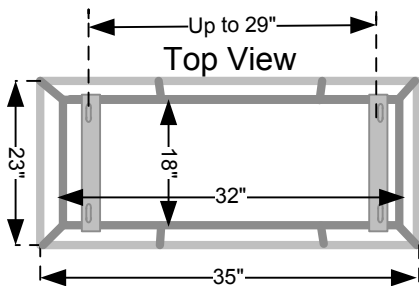


10" High

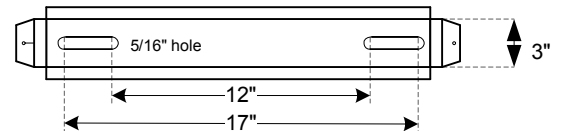
Part # MIN1832

Pad Size: 24 x 36"

Slide rail to proper width



MIN1832 bracket



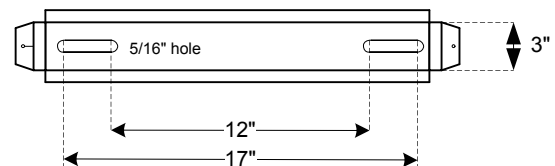
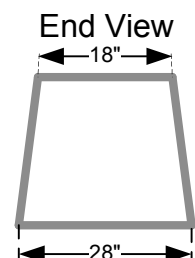
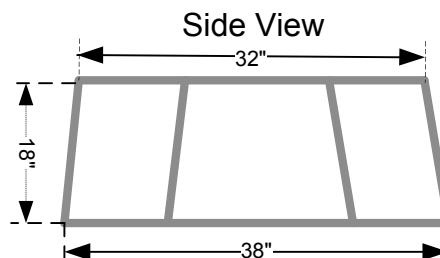
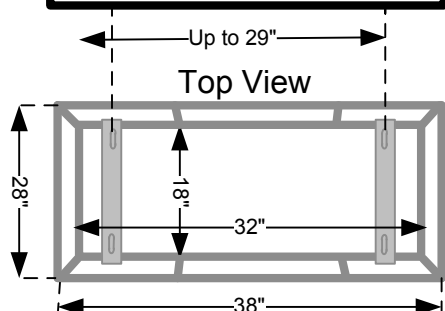
Mini Split Stand (gray)

18" High

Part # MIN1832T

Pad Size: 30 x 40"

Slide rail to proper width





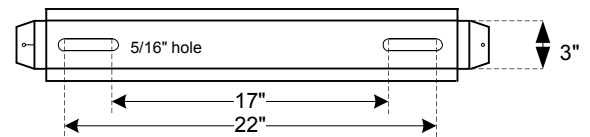
Supreme Stands
for HVAC Equipment

18550 County Rd. 81
Maple Grove, MN 55369
763-428-3677
steves@heatcool2.com

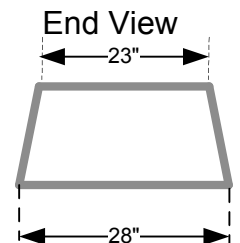
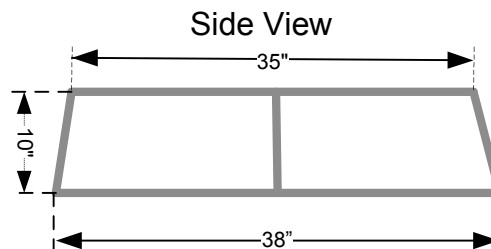
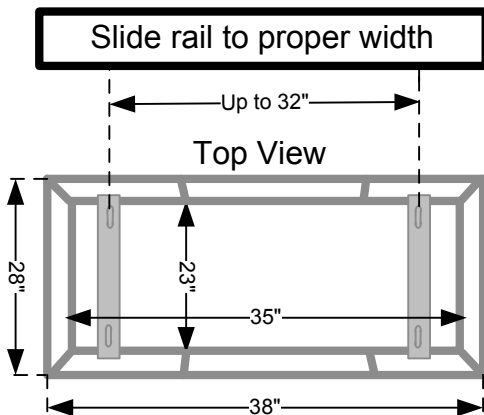
Mini Split Heat Pump Stands

MIN2335 (10" high)

- Powder coat finish
- Rust resistant
- Stackable for space
- Hardware included
- 500 lb capacity



Mini Split Stand (gray)
10" High
Part # MIN2335
Pad Size: 30 x 40"





Supreme Stands
for HVAC Equipment

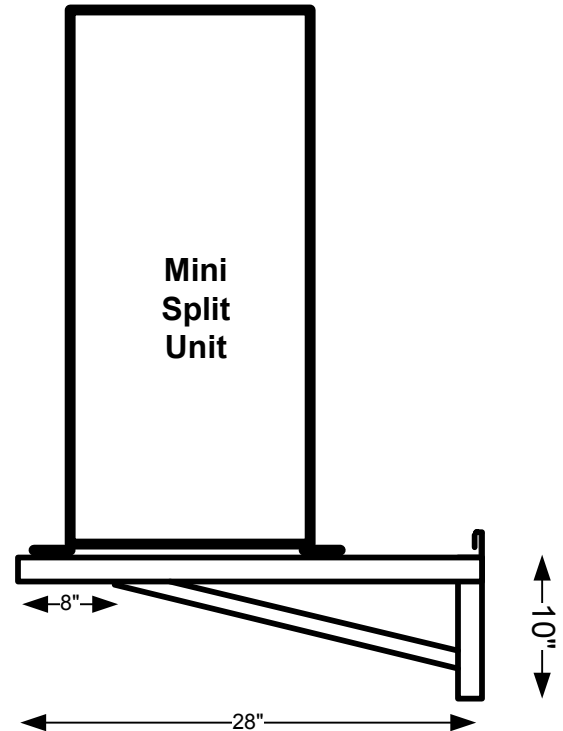
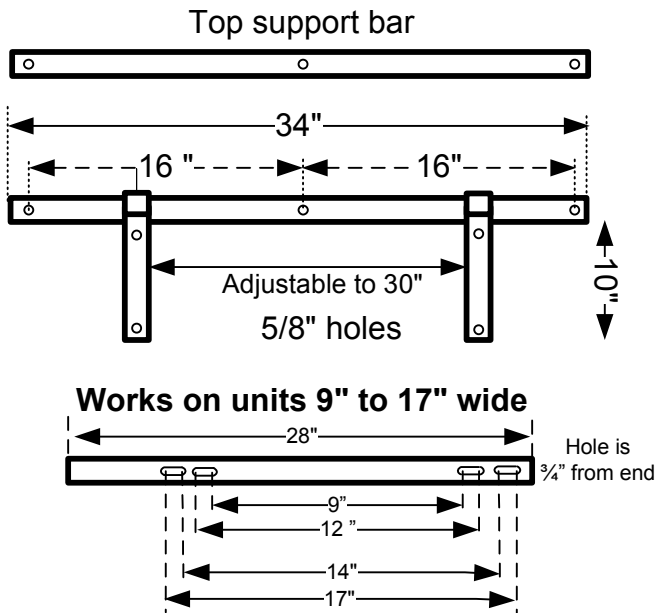
18550 County Rd. 81
Maple Grove, MN 55369
763-428-3677

Mini Split Wall Bracket

- Powder coat finish
- Rust resistant
- Sturdy wall bracket
- Hardware included
- 500 lb Max

Part # MWB2830

Hook and slide adjustable
Mini Split Wall Brackets



Mounts on rubber
grommets to
stop vibration

Hardware Include:

- 4- 5/16 x 1 1/4 flanged bolts
- 4- 5/16" flanged nuts
- 3- 1/2" x 4" anchor bolts w/washer
- 3- 1/2" x 4" Lag bolts w/washer (wood mount)
- 4- 1 1/2" x 1/2" rubber grommets

Instructions:

1. Slide hooked end of L shape bracket over the top bar.
2. Secure top bar to wood or concrete.
3. Spread leg to desired width and tighten bolts.
4. Insert rubber grommets in slotted holes.
5. Bolt unit to the bracket with 5/16 x 1 1/4" flange bolt



Supreme Stands
for HVAC Equipment

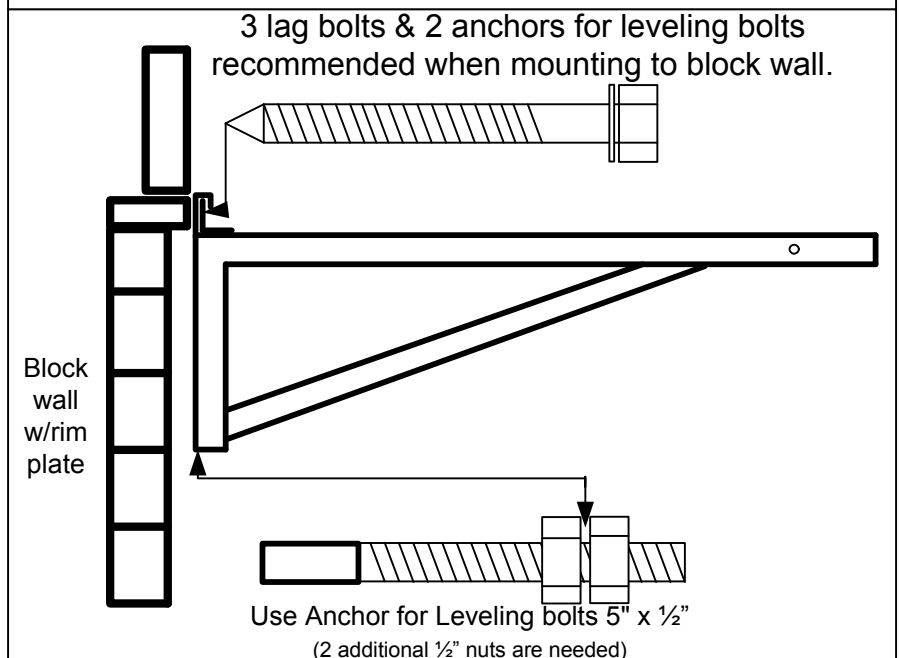
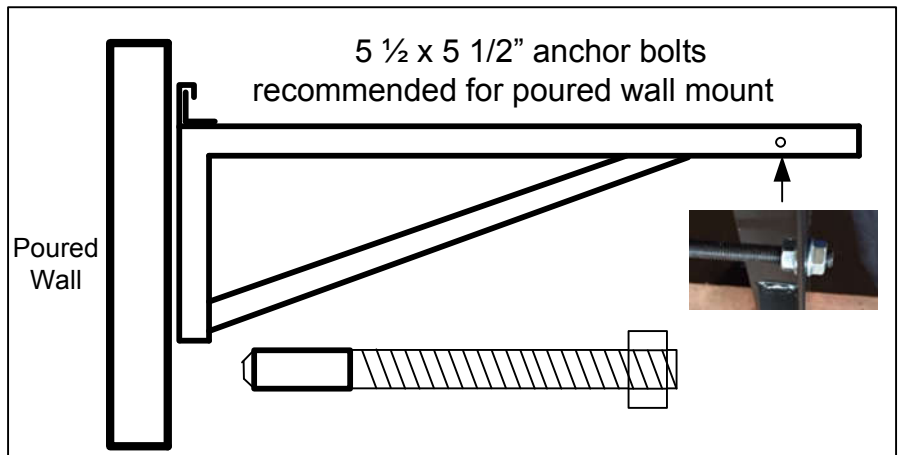
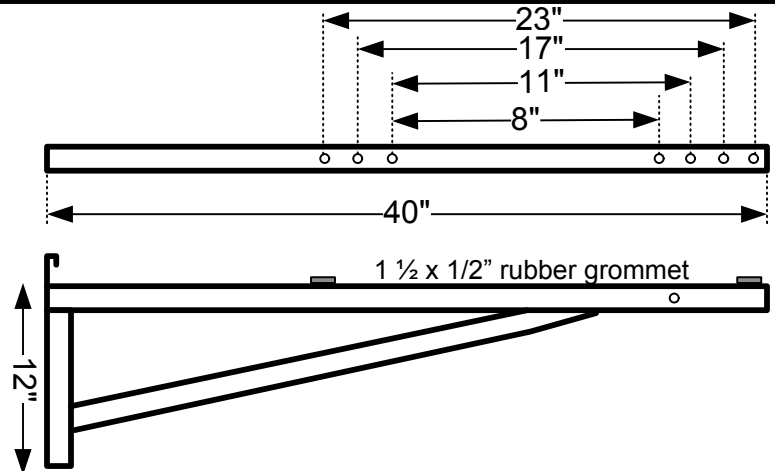
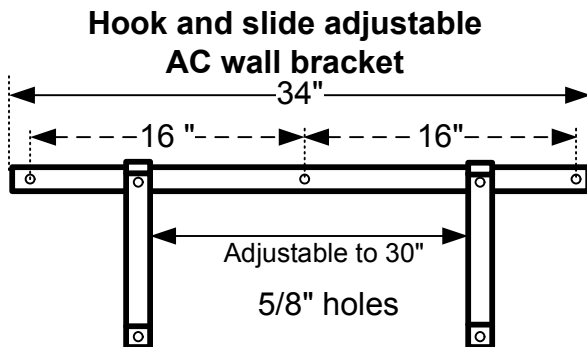
18550 County Rd. 81
Maple Grove, MN 55369
763-428-3677

Universal AC Wall Bracket

Part #ACWB-40

- Powder coat finish (rust resistant)
- Mounted on rubber vibration eliminators
- Sturdy wall bracket
- Hardware included
- (450 lb. max)

Part #ACWB-40



Hardware Include:

- 4- 1 1/2" x 1/2" rubber grommet
- 4- 1" x #10 Screws
- 4- 3/16" bonded washers
- 5- 1/2" x 5 1/2" anchor bolts w/washer (concrete mount)
- 3- 1/2" x 5" lag bolts w/washer (wood mount)
- 1- 32" x 3/8" threaded rod w/4 nuts for spacer.



Supreme Stands
for HVAC Equipment

18550 County Rd. 81
Maple Grove, MN 55369
763-428-3677

- Reversible
- Powder coated
- Distributes weight evenly
- Keeps from saddling
- Holds up to 2,000 lbs.
- Stackable (less space)
- Pallet quantity (42)
- Looks professional

Reversible Stands for Air Conditions & Heat Pumps

Fits

Bryant, Carrier, Payne, etc.

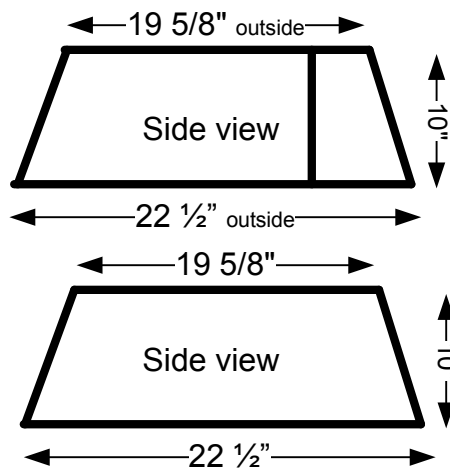
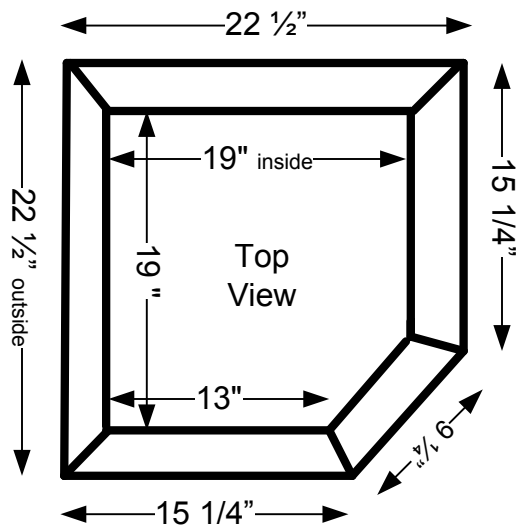


Why under AC's

- Easier to service
- Keep dogs from urinating on unit
- Protect from mowing and weed whipping
- Keep mice out of unit
- Low ground or flooding

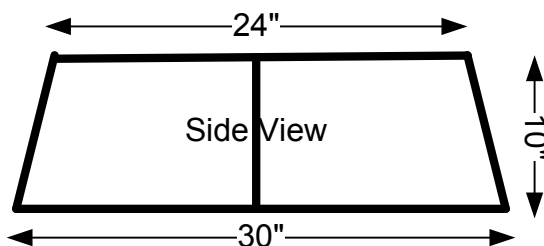
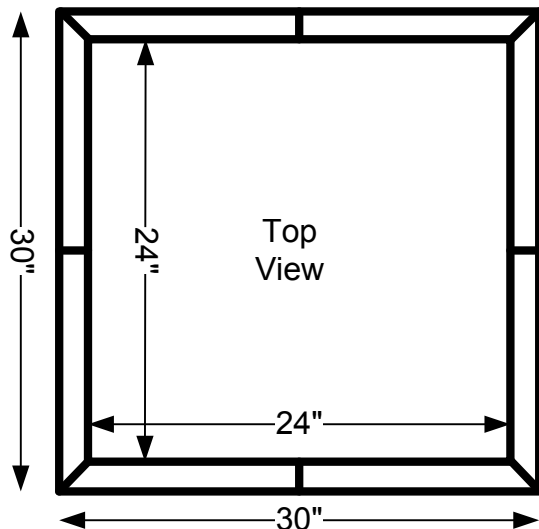
Part#: HPS1923

Fits 23x23 & 26x26" units



Part#: HPS2430

Fits 31x31 & 35x35" units





Supreme Stands
for HVAC Equipment

18550 County Rd. 81
Maple Grove, MN 55369
763-428-3677

Reversible Heat Pump Stand

Lennox Heat Pumps

- Reversible
- Powder coated
- Custom fit
- Looks professional
- Durable
- Holds up to 2,000 lbs.
- Stackable (less space)
- Pallet quantity (42)



Why under AC's

- Easier to service
- Keep dogs from urinating on unit
- Protect from mowing and weed whipping
- Keep mice out of unit
- Low ground or flooding

Part UNV2430 w/bracket fits

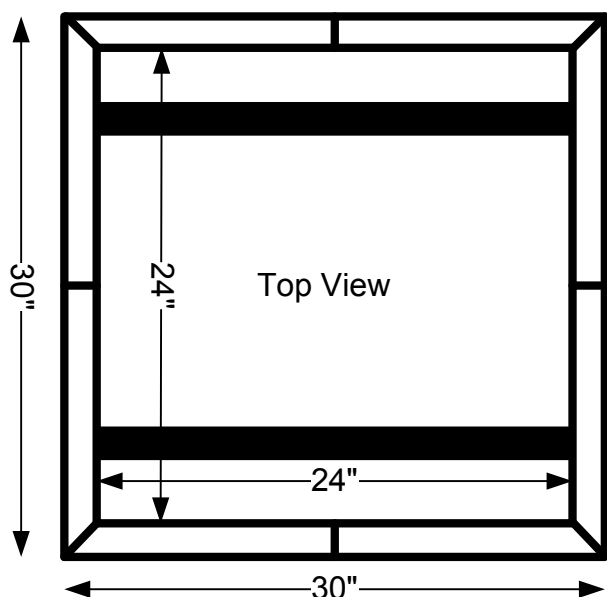
XP25, XP21, XP17, XP16, XP14, XP13, HPX14 units

24 x 24" & 28 x 28" units Lennox units

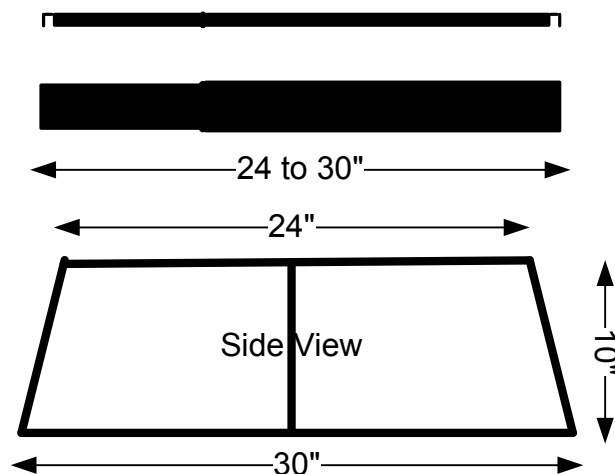
27 x 28" units

30 x 35 & 35 x 39" units

32 x 32" units



Telescoping Bracket
Bracket can go on both sides
Universal Stand (works on all)





Supreme Stands
for HVAC Equipment

18550 County Rd. 81
Maple Grove, MN 55369
763-428-3677

Reversible Heat Pump Stand

Fits Goodman, Amana, Daikin



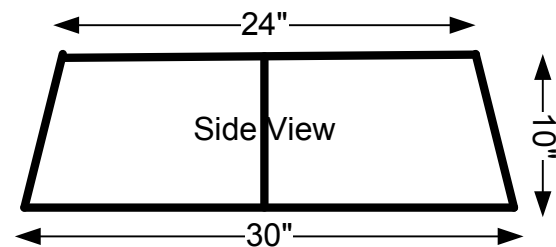
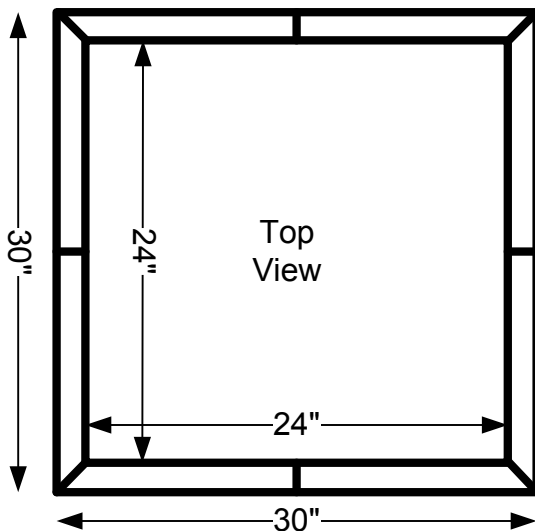
- Reversible
- Powder coated
- Looks professional
- Durable
- Holds up to 2,000 lbs.
- Stackable (less space)
- Pallet quantity (42)

Why under AC's

- Easier to service
- Keep dogs from urinating on unit
- Protect from mowing and weed whipping
- Keep mice out of unit
- Low ground or flooding

Part#: HPS2430

(fits 29 x 29" units and 35 1/2" x 35 1/2" units)





Supreme Stands
for HVAC Equipment

18550 County Rd. 81
Maple Grove, MN 55369
763-428-3677

Reversible Heat Pump Stand

Rheem & Ruud Units

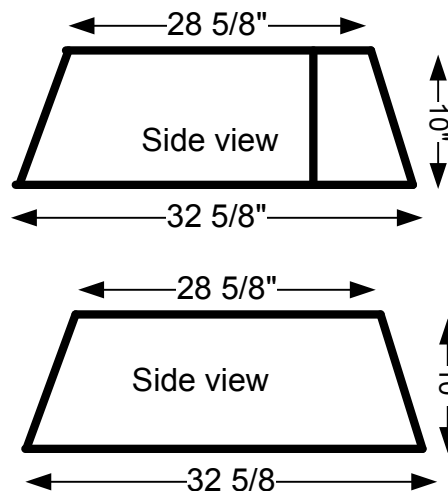
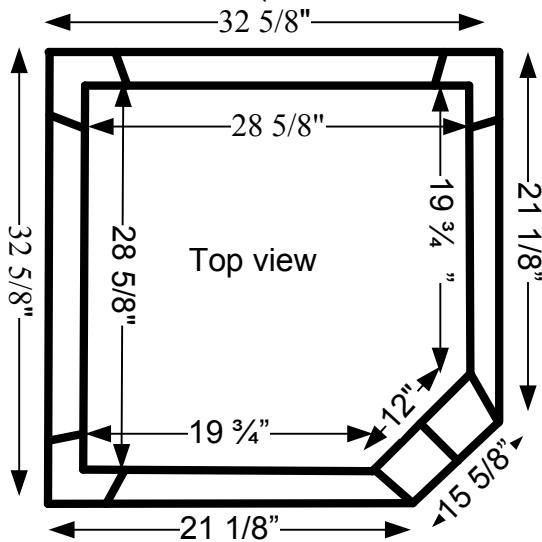
LEN2828 (fits $33\frac{3}{4} \times 33\frac{3}{4}$ & $35\frac{3}{4} \times 35\frac{3}{4}$ units)

HPS1923 (fits $29\frac{3}{4} \times 29\frac{3}{4}$ unit)

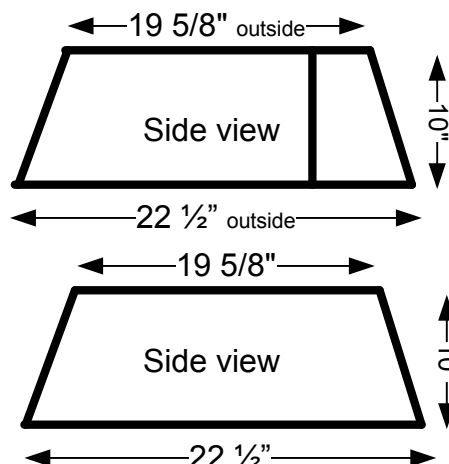
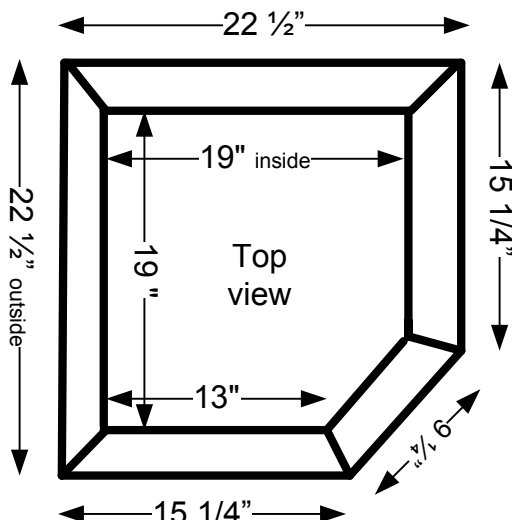
- Reversible
- Powder coated
- Custom fit
- Looks professional
- Durable
- Holds up to 2,000 lbs.
- Stackable (less space)
- Pallet quantity (42)



LEN2828 Part # (fits $33\frac{3}{4} \times 33\frac{3}{4}$ & $35\frac{3}{4} \times 35\frac{3}{4}$ units)



HPS1923 Part # (fits $29\frac{3}{4} \times 29\frac{3}{4}$ units)





Supreme Standards
for HVAC Equipment

18550 County Rd. 81
Maple Grove, MN 55369
763-428-3677

Reversible Heat Pump Stands

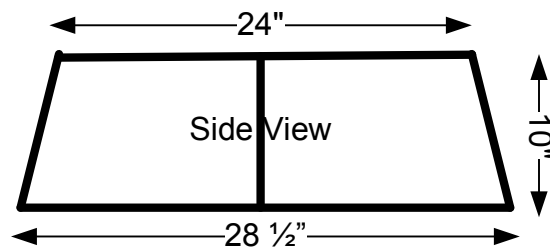
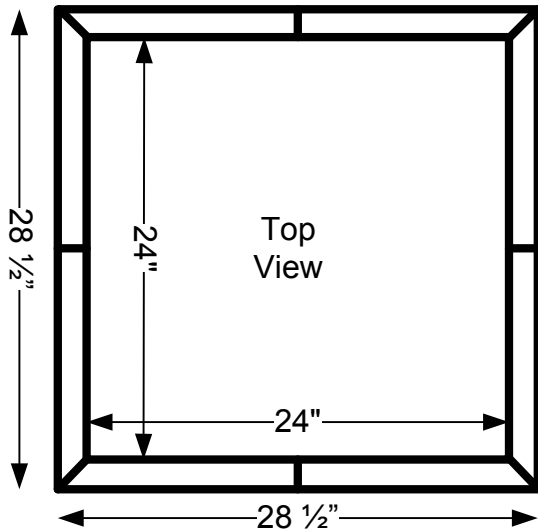
Fits all Trane and American Standard
Heat Pumps

- Reversible
- Powder coated
- Custom fit
- Looks professional
- Durable
- Holds up to 2,000 lbs.
- Stackable (less space)
- Pallet quantity (42)

Why under AC's

- Easier to service
- Keep dogs from urinating on unit
- Protect from mowing and weed whipping
- Keep mice out of unit
- Low ground or flooding

Part HPS2428
Fits 33 x 30" & 37 x 34"





18550 County Rd. 81
Maple Grove, MN 55369
763-428-3677

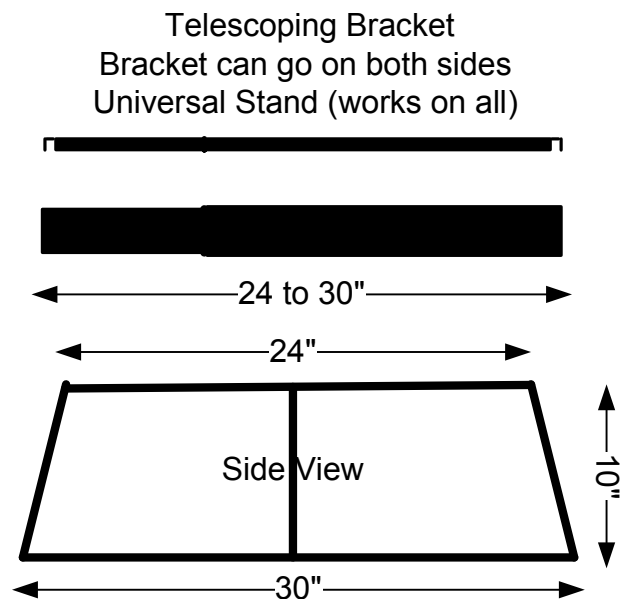
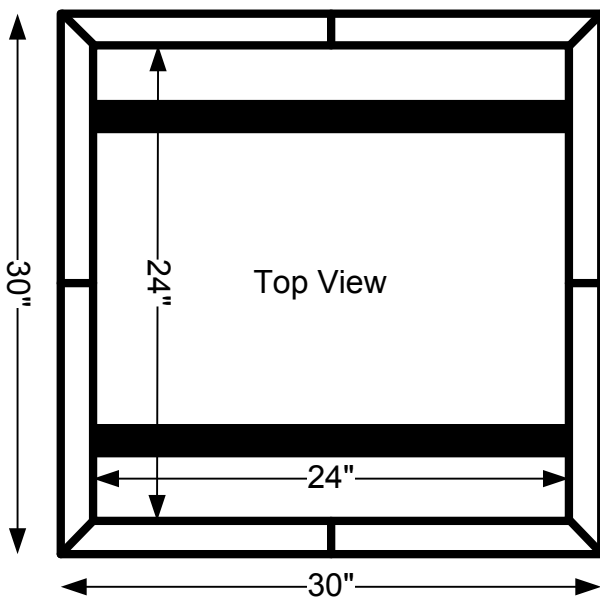
Universal Reversible Heat Pump Stand Part # UNV2430

- Reversible
- Powder coated
- Looks professional
- Durable
- Pallet quantity (42)

Why under AC's

- Easier to service
- Keep dogs from urinating on unit
- Protect from mowing and weed whipping
- Keep mice out of unit
- Low ground or flooding

Part UNV2430
JCI, Nordyne & Bosch units





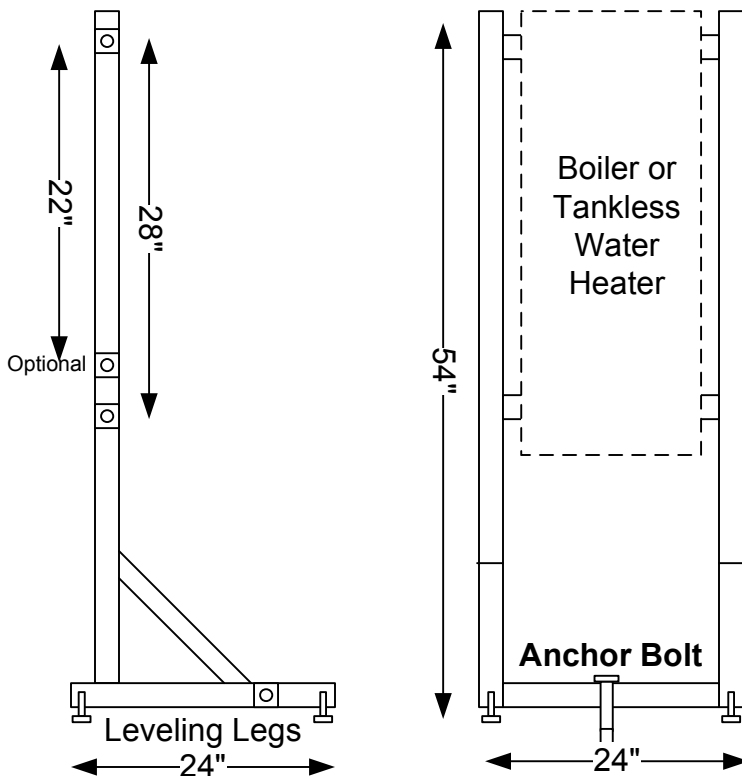
Supreme Stands
for HVAC Equipment

18550 County Rd. 81
Maple Grove, MN 55369
763-428-3677
steves@heatcool2.com

Universal Boiler and Tankless Water Stand

Part Number: BS2454

- Adjustable legs for leveling
- Easy assembly
- Powder coated finish
- Hardware included
- 1 ½ x 1 ½" sq. tube
- 300 lb max



Instructions:

Install the crossbar with ½" holes on the bottom for anchor bolt

Install top two crossbars with bolts included and tighten. (optional height)

Self tapping included for mounting the boiler

Anchor bolt is not included (required when boiler is over 200 pounds.)



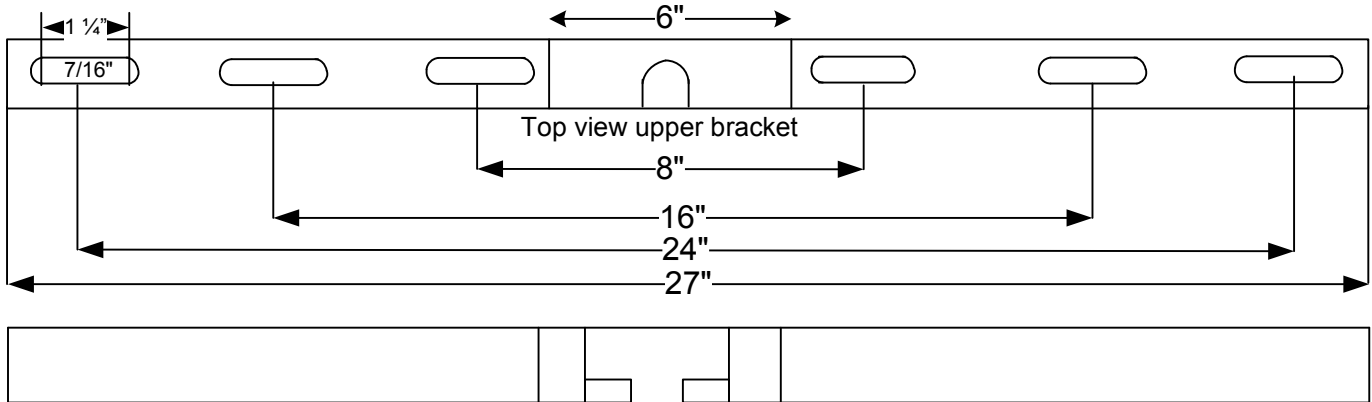
Supreme Stands
for HVAC Equipment

18550 County Rd. 81
Maple Grove, MN 55369
763-428-3677

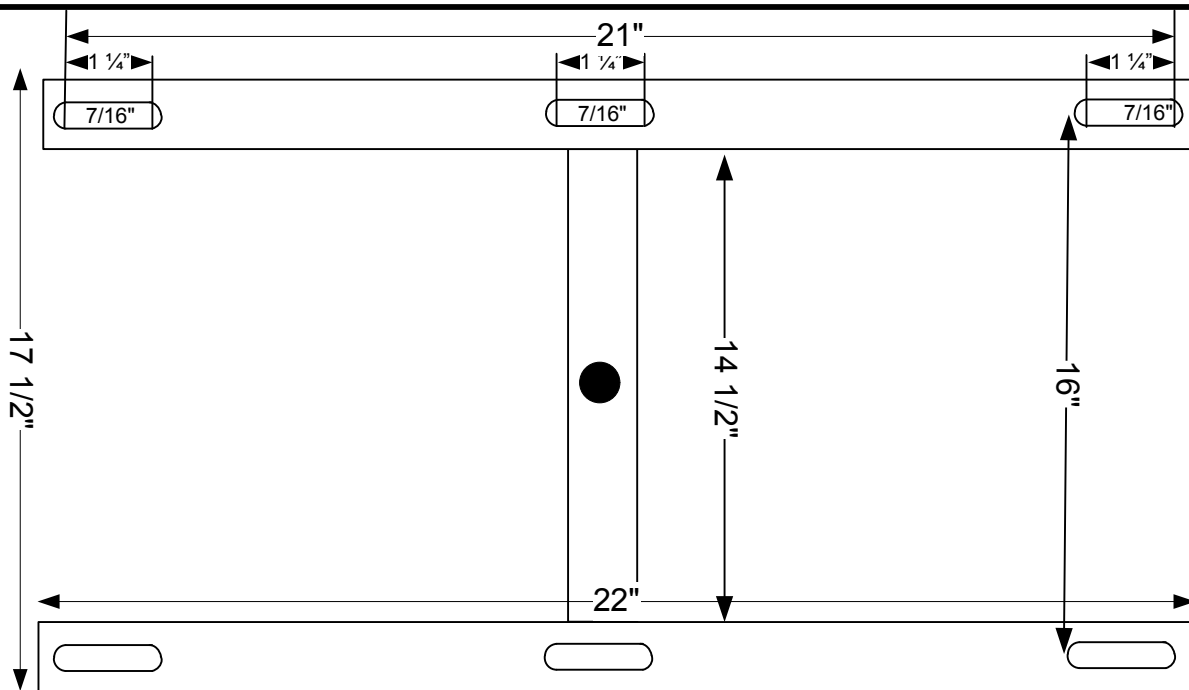
Unit Heater Bracket

Part Number: UH22

- Mount upper bracket to ceiling
- Attach lower bracket to unit
- Simply hook unit to upper bracket and tighten
- Hardware included with powder coat finish
- Rotates to any angle
- Carriers up to 300 lb.



Side view upper bracket



Top side View Lower Bracket

Hardware included
2- 2 1/2 x 3/8 lag bolts
4- 3/4 x 3/8 bolts
4- 3/8 nuts
10- 3/8 bonded washers
2- safety brackets





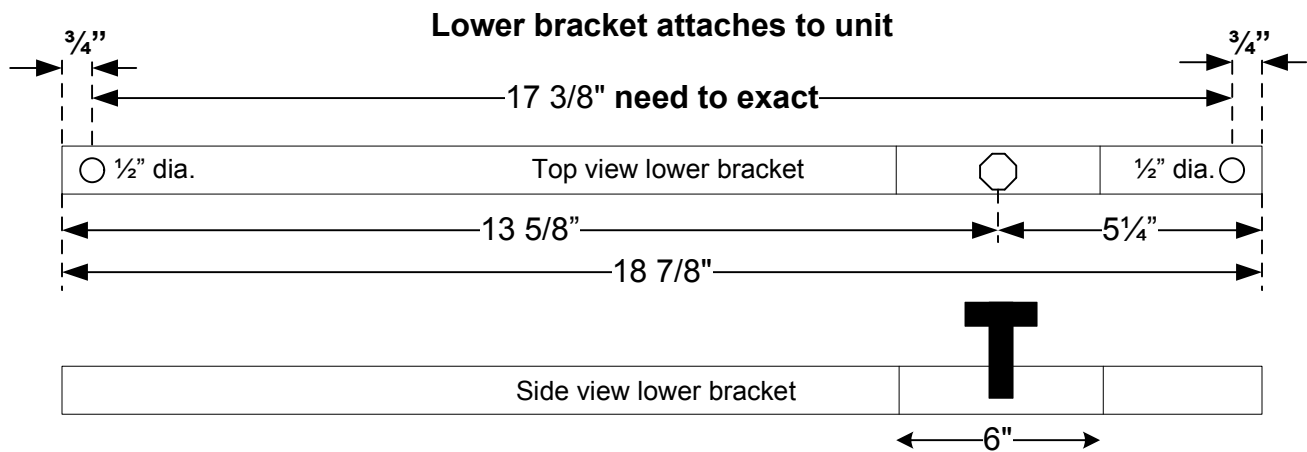
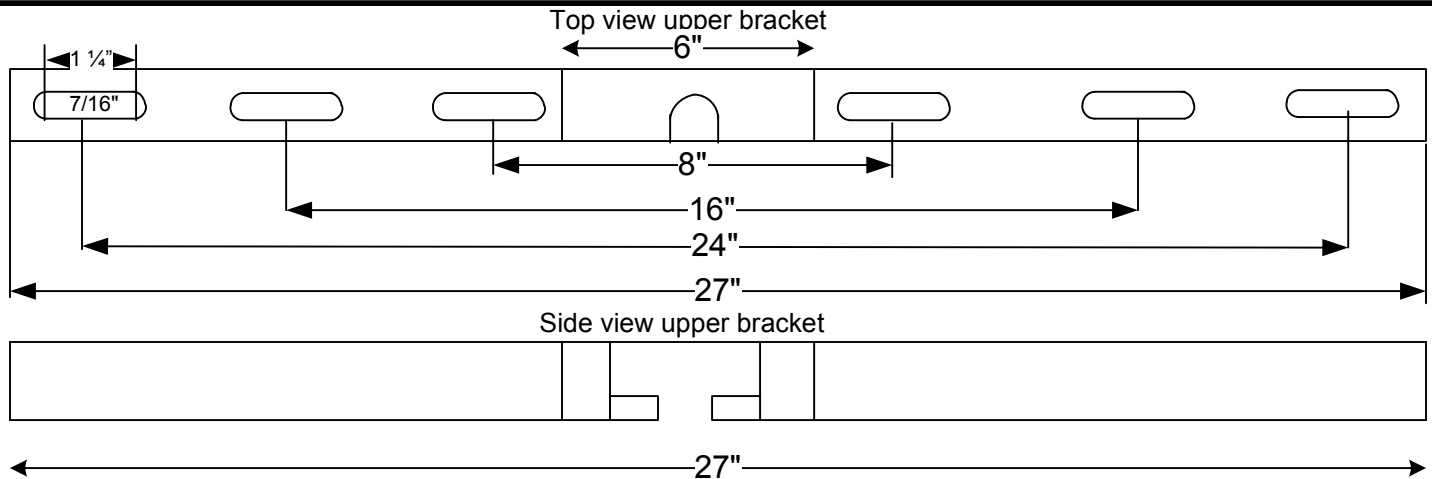
Supreme Stands
for HVAC Equipment

18550 County Rd. 81
Maple Grove, MN 55369
763-428-3677

Quick Hanging Unit Heater Bracket

Part Number: UH21-R

- Mount upper bracket to ceiling
- Attach lower bracket to unit
- Simply hook unit to upper bracket and tighten
- Hardware included with powder coat finish
- Rotates to any angle
- Fits UDAP 30 to 125,000 btu's
- 300 lb. max limit.



Hardware included

- 1- 1/2" x 1-1/4" flange bolt
- 2- 2 1/2 x 3/8 lag bolts
- 2- 3/4 x 3/8 bolts
- 4- 7/16 Bonded rubber washer
- 2- safety brackets



Part # RW-3/4

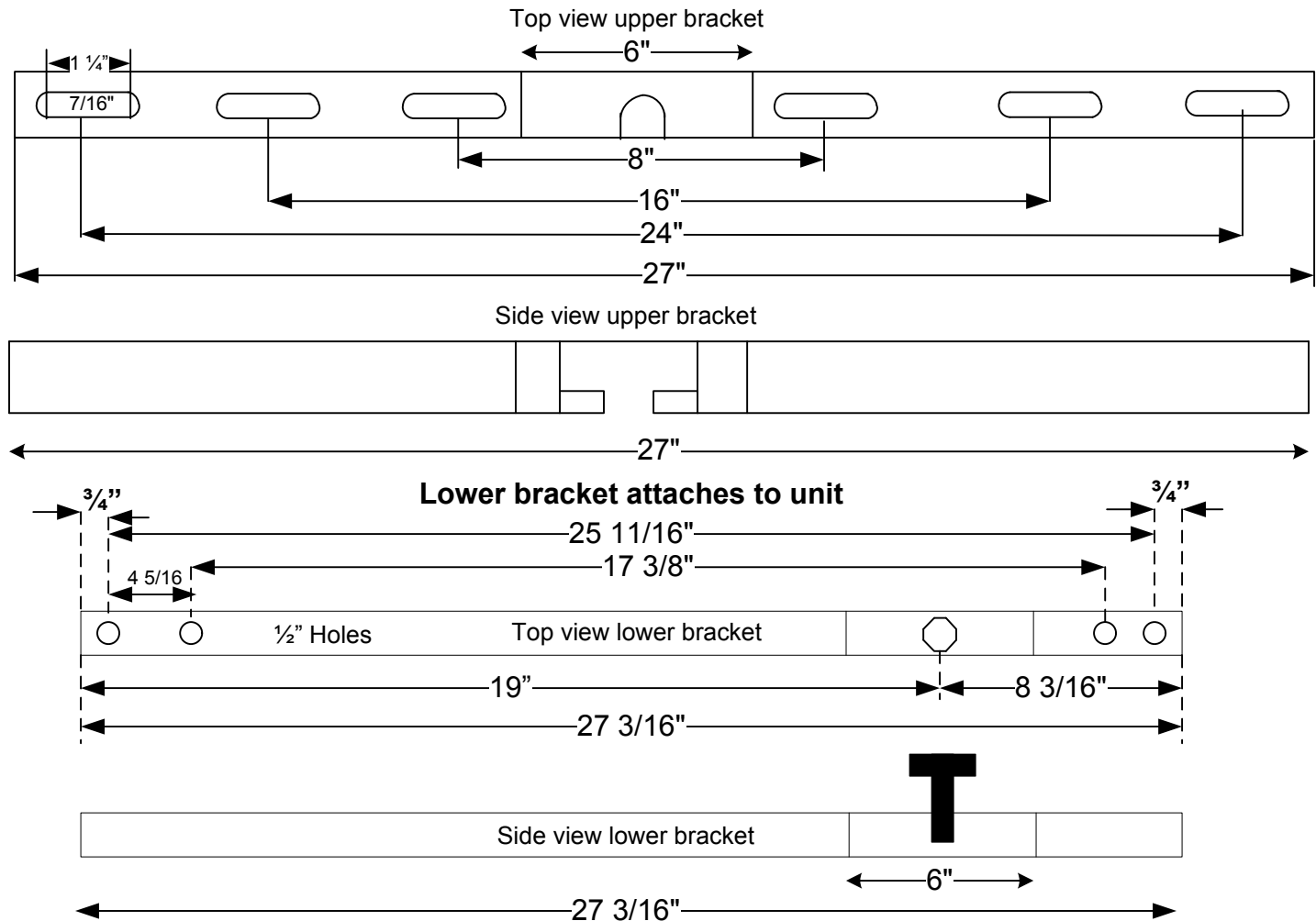
This ratcheted-end wrench works best

Quick Hanging Unit Heater Bracket

Part Number: UH28-R

- Mount upper bracket to ceiling
- Attach lower bracket to unit
- Simply hook unit to upper bracket and tighten
- Hardware included with powder coat finish
- Rotates to any angle
- Fits UDAP 30 to 250,000 btus
- 300 lb max.


Supreme Stands
for HVAC Equipment
18550 County Rd. 81
Maple Grove, MN 55369
763-428-3677



Hardware included

- 1- $\frac{1}{2}$ " x $1\frac{1}{4}$ " flange bolt
- 2- $2\frac{1}{2}$ x $\frac{3}{8}$ " lag bolts
- 2- $\frac{3}{4}$ x $\frac{3}{8}$ " bolts
- 4- $\frac{3}{8}$ " bonded washer
- 2- safety brackets
- 2- 1' unit spacers (use when needed)
- 2- 2 x $\frac{3}{8}$ " bolts

Fits Reznor UDAP Power Vent
Fits unit 30,000 to 250,000 btu's

150,000 thru 250,000 btu unit
Require 4" ceiling clearance
1" spacers are included



Part # RW-3/4

This ratcheted-end wrench works best



Supreme Stands
for HVAC Equipment

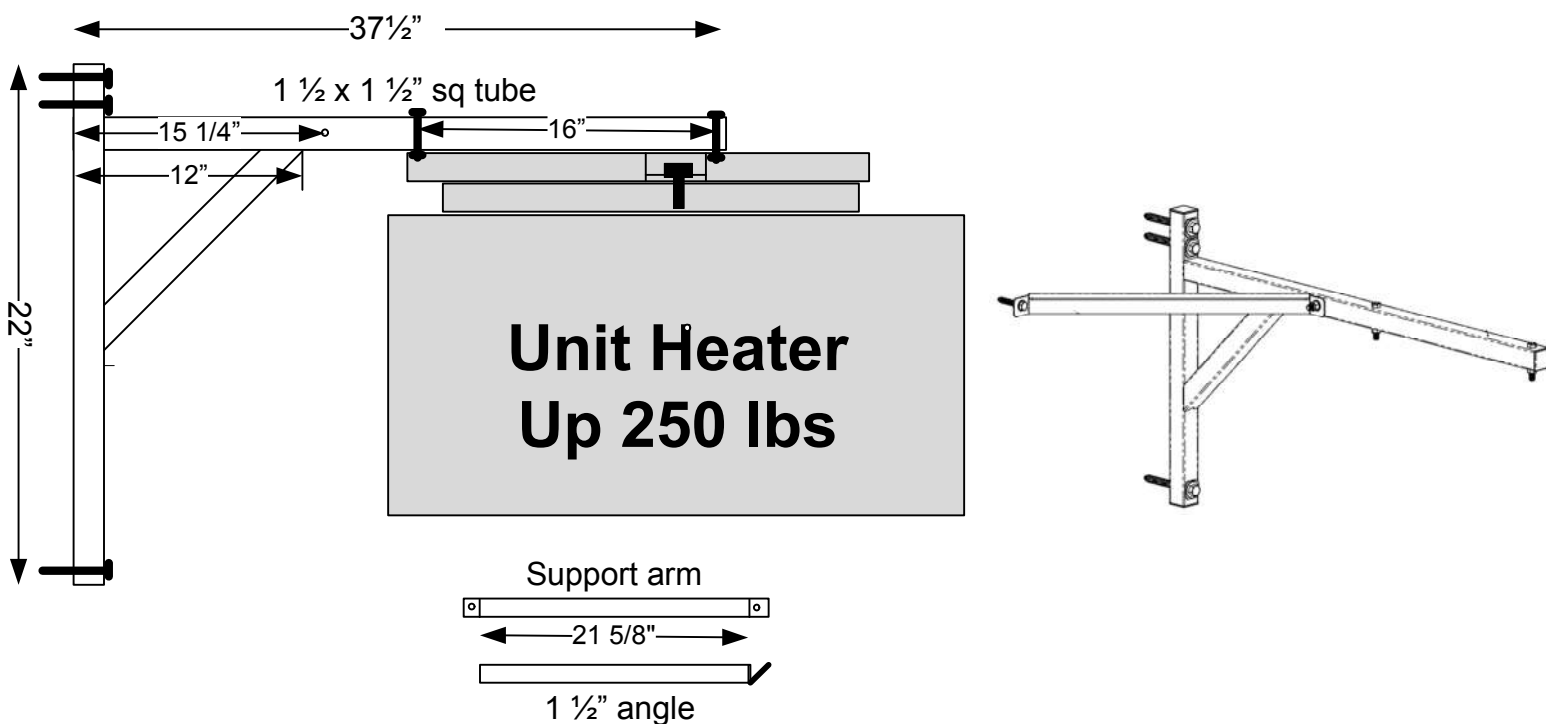
18550 County Rd. 81
Maple Grove, MN 55369
763-428-3677

36" Unit Heater Wall Brackets

Ceiling Bracket not included

Used With: UH22, UH21-R & UH28-R ceiling bracket
Ceiling bracket is bolted to upper arm of wall bracket
Simply hook unit to upper bracket and tighten
Hardware included with powder coat finish
Rotates to any angle
250 lb max

Part Number: UHWB-36



Instructions:

1. Using $\frac{1}{2}$ " Lag bolts provided, bolt UHWB-36 securely to stud or solid up right wall. (very import to have this bolted securely.)
2. Using $\frac{3}{8}$ " x $2\frac{1}{2}$ " bolt, bolt the support arm to UHWB-36.
3. Using $\frac{3}{8}$ " x $2\frac{1}{2}$ " lag bolt, bolt support arm firmly to the wall.
4. Mount ceiling bracket to the UHWB-36 as shown in the picture.
5. Hang Unit Heat and turn to desired angle.

Hardware:

- 3 $\frac{1}{2}$ x 5" lag bolts with washer
- 3 $\frac{3}{8}$ x $2\frac{1}{2}$ " bolts with fender washer, washer & Nylock Nut
- 1 $\frac{3}{8}$ x $2\frac{1}{2}$ " lag with washer



Guard for furnace & water heater vents

18550 County Rd. 81
Maple Grove, MN 55369
763-428-3677

2 & 3" PVC Furnace & Boiler Exhaust Test Port Cover

Part # 2" TPC


Part # 3" TPC

- No more taping over holes
- Reduce your liability
- **Made for the professionals.**

Test Hole



Part #
2" TPC



Concentric Vent Screen Kit

Part # CV-2 DVS

Part # CV-3 DVS

Diamonds are a home's best friend.



Keeping the outside where it belongs.

Birds, squirrels, chipmunks, bats and other animals often seek a warm nest in furnace and water heater exhaust vents, not only causing a mess, but a costly service call too.

Our patent-pending **Diamond Vent Screens** are specially designed to let these varmints know homeowners aren't interested in having them over for a visit. Designed with furnace and water heater exhaust pipes in mind, our screens keep birds and small animals where they belong – outside.

In addition, **Diamond Vent Screens** prevent children from placing landscaping rocks and small toys inside exhaust pipes while playing outside. The screens come in four sizes:



Screen size	Actual diameter	Part #
2"	2 3/8"	DVS-2
2.5"	2 7/8"	DVS-2.5
3"	3 1/2"	DVS-3
4"	4 1/2"	DVS-4

Trust **Diamond Vent Screen** to protect your home from unwelcome visitors.

Contact us at 763.428.3677 for more information.

Buy online at DiamondVentScreen.com



DIAMOND vent screen

Guard for furnace & water heater vents




Part # CV-2 DVS (fit 2" concentric vent)
Hub measurement 2 3/4"

Part # CV-3 DVS (fit 3" concentric vent)
Hub measurement 3 1/4"
1" metal flange against the house.

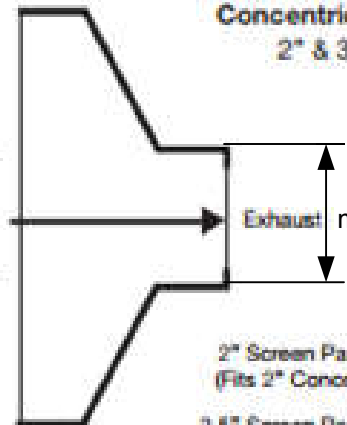
Without exaggeration, you will instantly appreciate the functionality and reliability of Diamond Vent Screens.

Very Important
Insert as diamond
(not horizontally)



3/4" Spacing
ABS screen

Concentric Vent
2" & 3"



Hub
measurement

2" Screen Part # DVS-2
(Fits 2" Concentric Vent)

2.5" Screen Part # DVS-2.5
(Fits 3" Concentric Vent)

Diamonds are a home's best friend.



Keeping the outside where it belongs.

Birds, squirrels, chipmunks, bats and other animals often seek a warm nest in furnace and water heater exhaust vents, not only causing a mess, but a costly service call too.

Our patent-pending **Diamond Vent Screens** are specially designed to let these varmints know homeowners aren't interested in having them over for a visit. Designed with furnace and water heater exhaust pipes in mind, our screens keep birds and small animals where they belong – outside.

In addition, **Diamond Vent Screens** prevent children from placing landscaping rocks and small toys inside exhaust pipes while playing outside. The screens come in four sizes:




Screen size	Actual diameter	Part #
2"	2 3/8"	DVS-2
2.5"	2 7/8"	DVS-2.5
3"	3 1/2"	DVS-3
4"	4 1/2"	DVS-4

Trust **Diamond Vent Screen** to protect your home from unwelcome visitors.

Contact us at 763.428.3677 for more information.

Buy online at DiamondVentScreen.com




DIAMOND

vent screen

Guard for furnace & water heater vents

Without exaggeration, you will instantly appreciate the functionality and reliability of Diamond Vent Screens.

Very Important
Insert as diamond
(not horizontally)



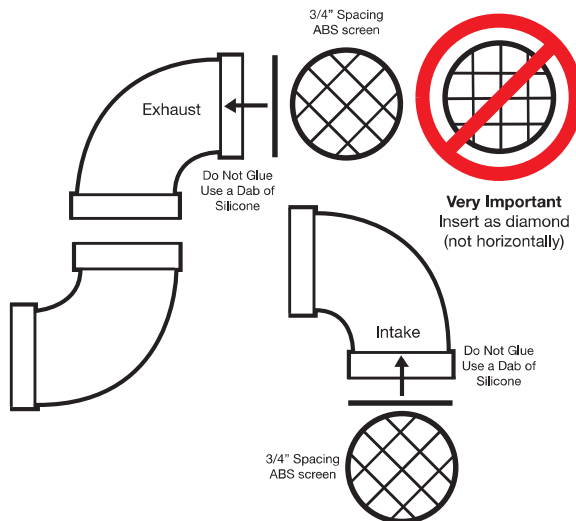
3/4" Spacing
ABS screen

Concentric Vent
2" & 3"

Exhaust

2" Screen Part # DVS-2
(Fits 2" Concentric Vent)

2.5" Screen Part # DVS-2.5
(Fits 3" Concentric Vent)



Exhaust

Do Not Glue
Use a Dab of
Silicone

Very Important
Insert as diamond
(not horizontally)

Do Not Glue
Use a Dab of
Silicone

Intake

3/4" Spacing
ABS screen

Diamond Vent Screen Product Advantages

- ◆ Easy to install
- ◆ Cost effective
- ◆ Protect against restricted pipes
- ◆ Keeps animals and objects out
- ◆ Provides safety and protection
- ◆ Prevents costly service calls, saving you time and money

