



# Supreme Stands

for HVAC Equipment



**763-428-3677**  
**SupremeStands.com**



Supreme Stands  
for HVAC Equipment

18550 County Rd. 81  
Maple Grove, MN 55369  
763-428-3677

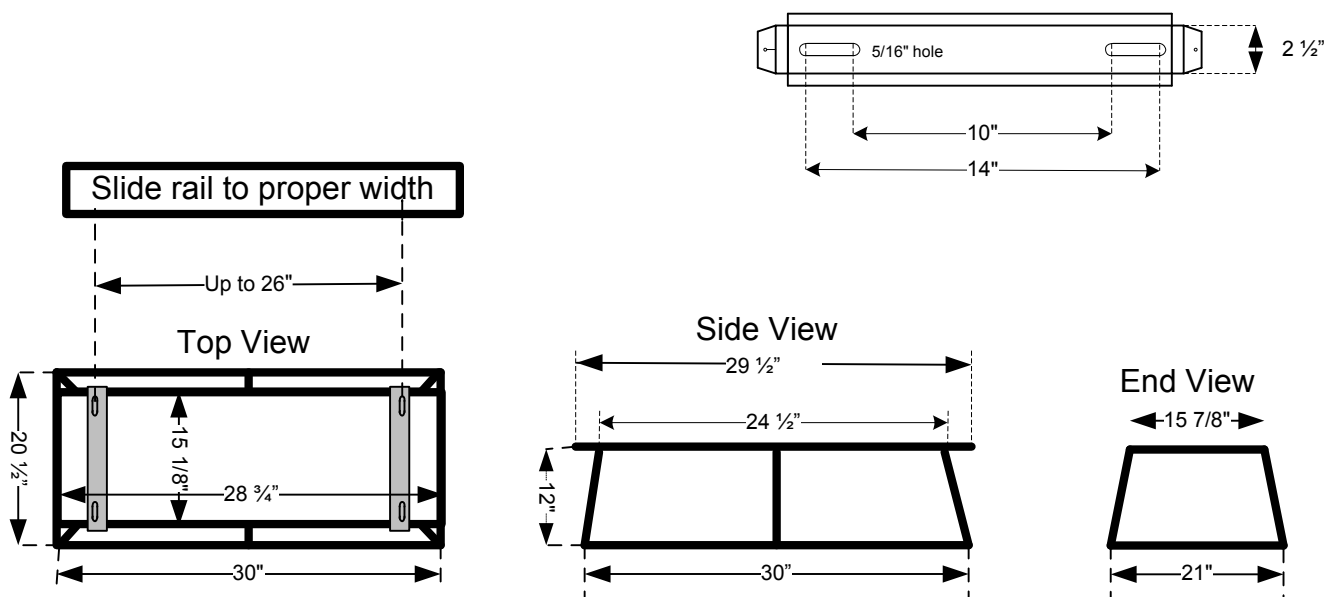
# Mini Split Heat Pump Stand

MIN1627 (12" high)

- Powder coat finish
- Rust resistant
- Stackable for space
- Fits 36 x 24" pad
- Hardware Included
- 400 lb capacity



Adjustable top plate





Supreme Stands  
for HVAC Equipment

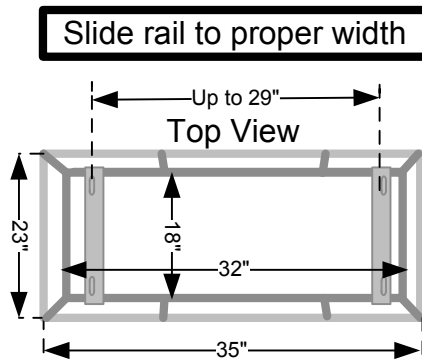
18550 County Rd. 81  
Maple Grove, MN 55369  
763-428-3677  
steves@heatcool2.com

# Mini Split Heat Pump Stands

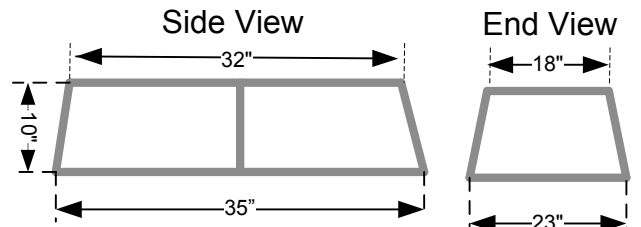
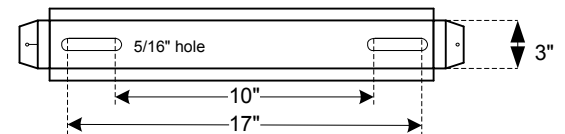
MIN1832 (10 high)  
MIN1832T (18" high)

- Powder coat finish
- Rust resistant
- Stackable for space
- Hardware included
- 500 lb capacity

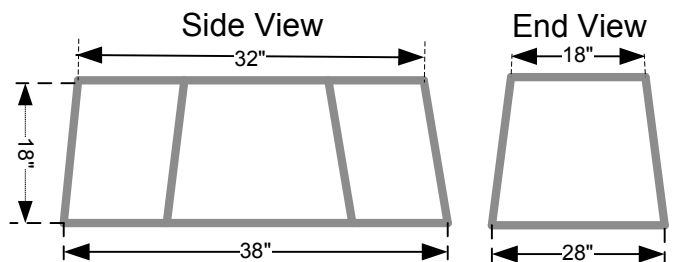
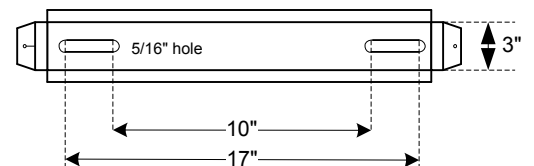
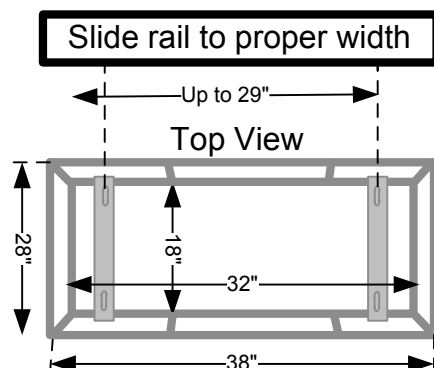
**10" High**  
**Part # MIN1832**  
**Pad Size: 24 x 36"**



**MIN1832 bracket**



**18" High**  
**Part # MIN1832T**  
**Pad Size: 30 x 40"**







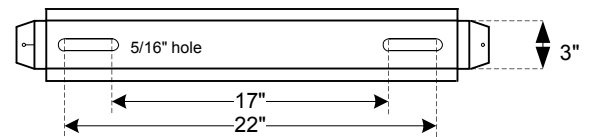
**Supreme Stands**  
for HVAC Equipment

18550 County Rd. 81  
Maple Grove, MN 55369  
763-428-3677  
steves@heatcool2.com

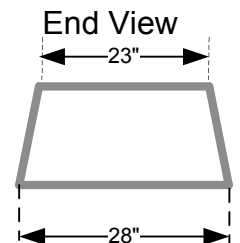
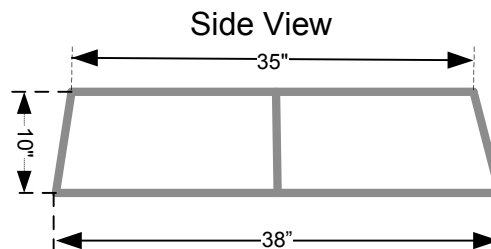
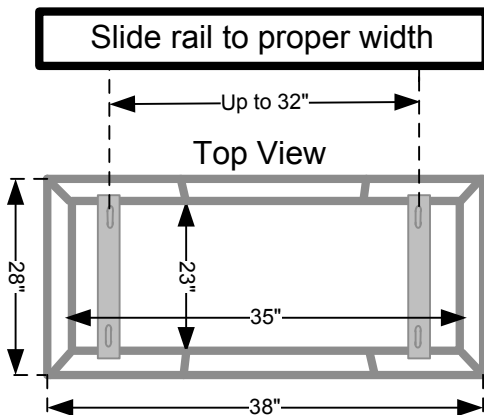
# Mini Split Heat Pump Stands

MIN2335 (10" high)

- Powder coat finish
- Rust resistant
- Stackable for space
- Hardware included
- 500 lb capacity



**Mini Split Stand (gray)**  
**10" High**  
**Part # MIN2335**  
**Pad Size: 30 x 40"**







Supreme Stands  
for HVAC Equipment

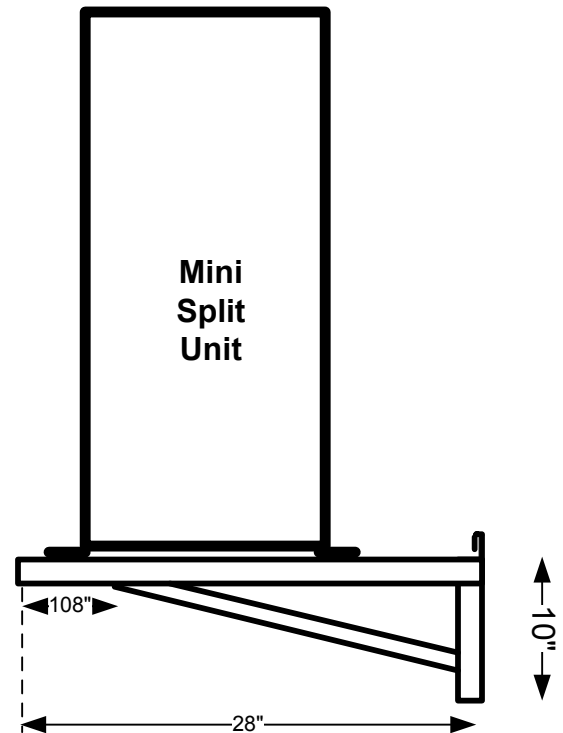
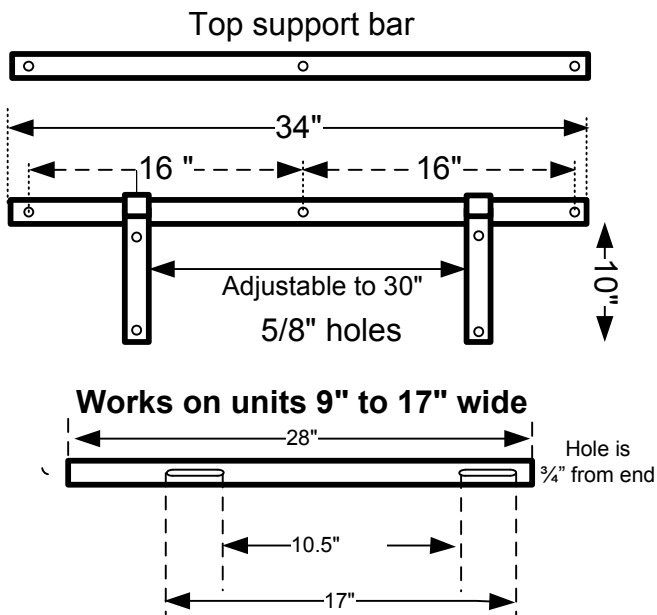
18550 County Rd. 81  
Maple Grove, MN 55369  
763-428-3677

# Mini Split Wall Bracket

- Powder coat finish
- Rust resistant
- Sturdy wall bracket
- Hardware included
- 500 lb Max

## Part # MWB2830

Hook and slide adjustable  
Mini Split Wall Brackets



Mounts on rubber grommets to stop vibration

### Hardware Include:

- 4- 5/16 x 1 1/4 flanged bolts
- 4- 5/16" flanged nuts
- 3- 1/2" x 4" anchor bolts w/washer
- 3- 1/2" x 4" Lag bolts w/washer (wood mount)
- 4- 1 1/2" x 1/2" rubber grommets

### Instructions:

1. Slide hooked end of L shape bracket over the top bar.
2. Secure top bar to wood or concrete.
3. Spread leg to desired width and tighten bolts.
4. Insert rubber grommets in slotted holes.
5. Bolt unit to the bracket with 5/16 x 1 1/4" flange bolt



Supreme Stands  
for HVAC Equipment

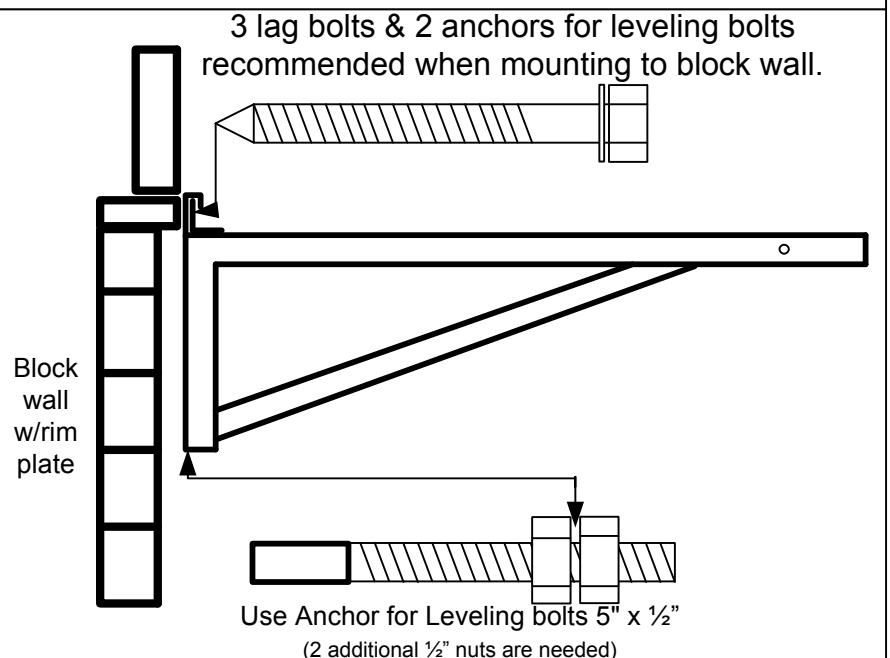
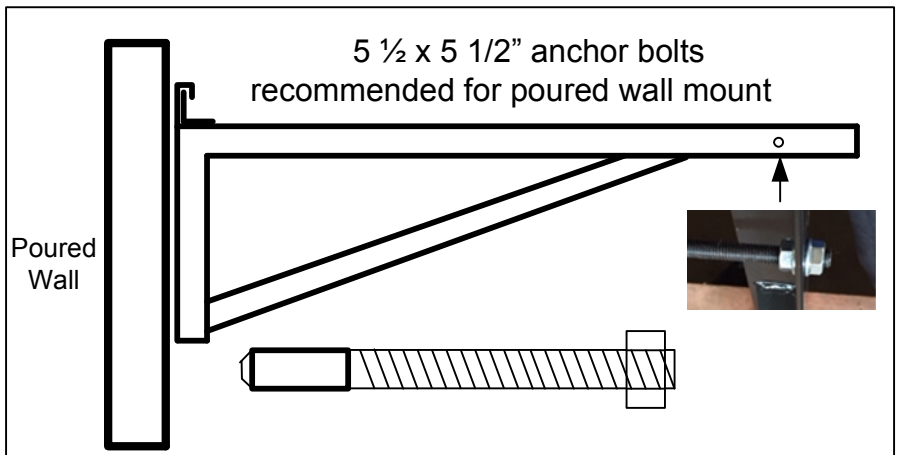
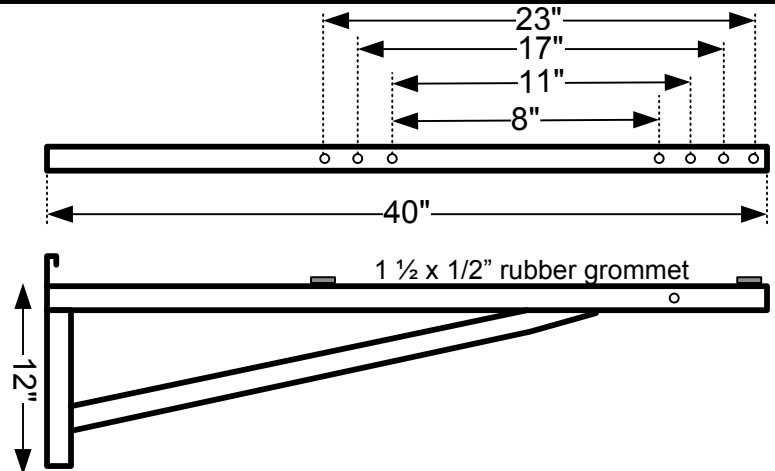
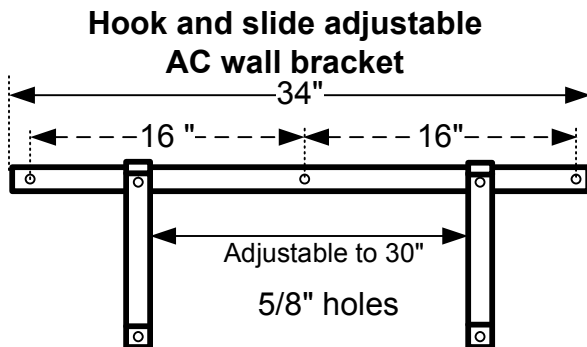
18550 County Rd. 81  
Maple Grove, MN 55369  
763-428-3677

# Universal AC Wall Bracket

## Part #ACWB-40

- Powder coat finish (rust resistant)
- Mounted on rubber vibration eliminators
- Sturdy wall bracket
- Hardware included
- (450 lb. max)

## Part #ACWB-40



### Hardware Include:

- 4- 1 1/2" x 1/2" rubber grommet
- 4- 1" x #10 Screws
- 4- 3/16" bonded washers
- 5- 1/2" x 5 1/2" anchor bolts w/washer (concrete mount)
- 3- 1/2" x 5" lag bolts w/washer (wood mount)
- 1- 32" x 3/8" threaded rod w/4 nuts for spacer.



Supreme Stands  
for HVAC Equipment

18550 County Rd. 81  
Maple Grove, MN 55369  
763-428-3677

# Reversible Stands for Air Conditions & Heat Pumps

Fits  
Bryant, Carrier, Payne, etc.


- Reversible
- Powder coated
- Distributes weight evenly
- Keeps from saddling
- Holds up to 2,000 lbs.
- Stackable (less space)
- Pallet quantity (42)
- Looks professional

## Why under AC's

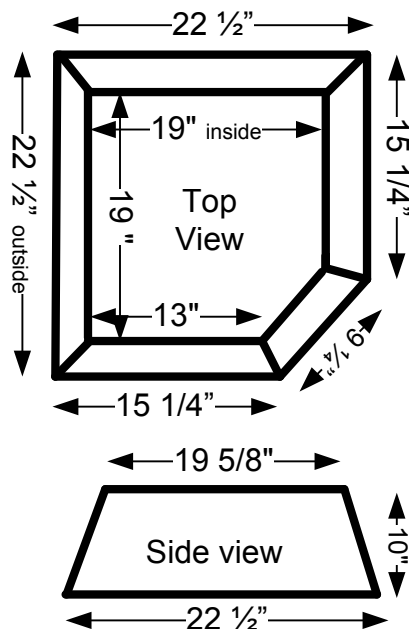
- Easier to service
- Keep dogs from urinating on unit
- Protect from mowing and weed whipping
- Keep mice out of unit
- Low ground or flooding

Part#: HPS1923

Fits  
23 x 23" unit  
26 x 26" unit




23 x 23" unit



Part#: HPS2430

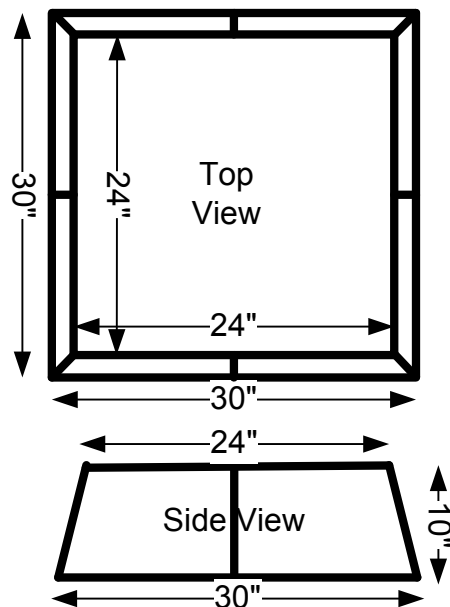
Fits  
31 x 31" unit  
35 x 35" unit



31 x 31" unit



35 x 35" unit







Supreme Stands  
for HVAC Equipment

18550 County Rd. 81  
Maple Grove, MN 55369  
763-428-3677

# Reversible Heat Pump Stand

Lennox Heat Pumps

- Reversible
- Powder coated
- Custom fit
- Looks professional
- Durable
- Holds up to 2,000 lbs.
- Stackable (less space)
- Pallet quantity (42)



## Why under AC's

- Easier to service
- Keep dogs from urinating on unit
- Protect from mowing and weed whipping
- Keep mice out of unit
- Low ground or flooding

Part UNV2430 w/bracket fits

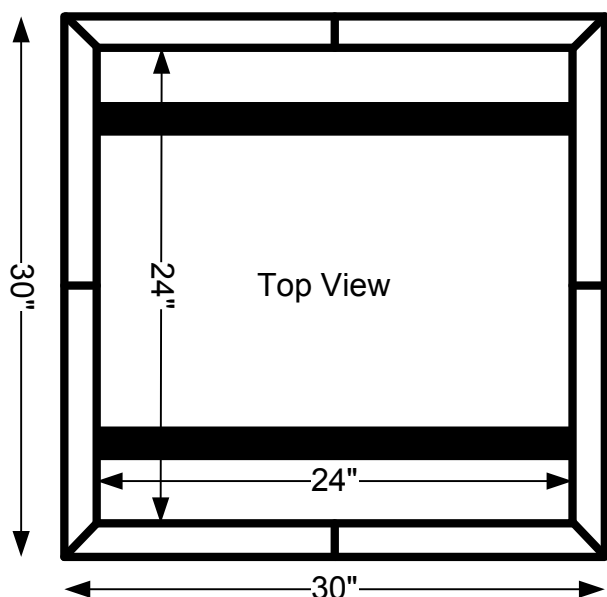
XP25, XP21, XP17, XP16, XP14, XP13, HPX14 units

24 x 24" & 28 x 28" units Lennox units

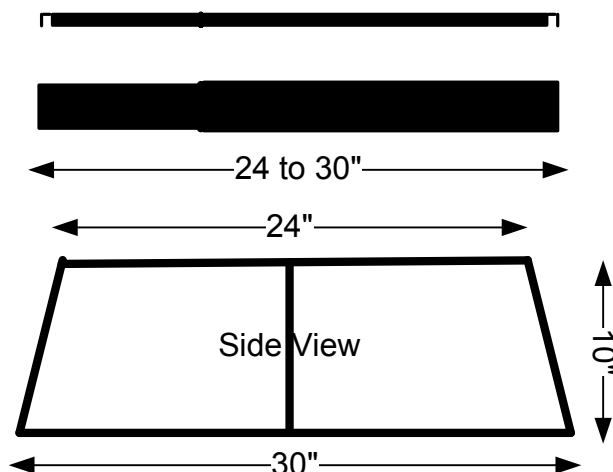
27 x 28" units

30 x 35 & 35 x 39" units

32 x 32" units



Telescoping Bracket  
Bracket can go on both sides  
Universal Stand (works on all)





Supreme Stands  
for HVAC Equipment

18550 County Rd. 81  
Maple Grove, MN 55369  
763-428-3677

# Reversible Heat Pump Stand

Fits Goodman, Amana, Daikin

- Reversible
- Powder coated
- Looks professional
- Durable
- Holds up to 2,000 lbs.
- Stackable (less space)

## Why under AC's

- Easier to service
- Keep dogs from urinating on unit
- Protect from mowing and weed whipping
- Keep mice out of unit
- Low ground or flooding

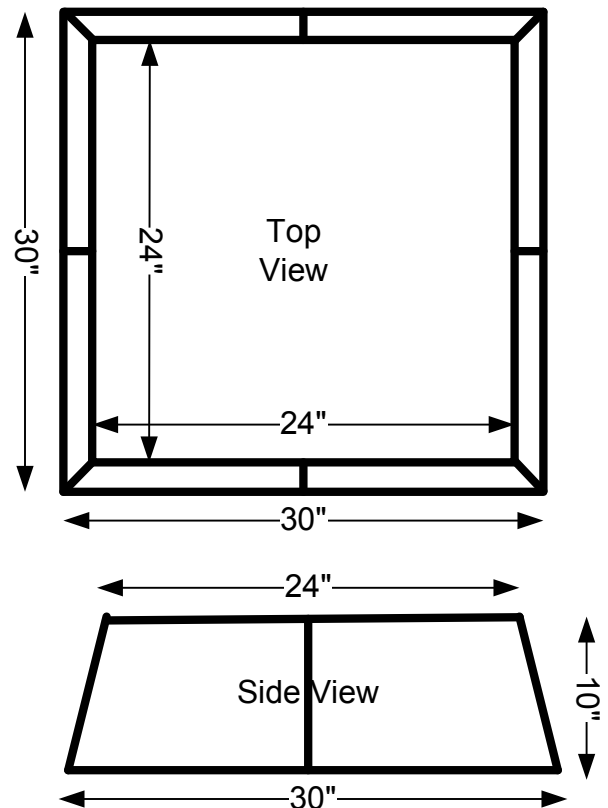
Part#: HPS2430

Fits  
29 x 29" unit  
35 1/2" x 35 1/2" units



29 x 29" unit

35 1/2 x 35 1/2" unit





Supreme Stands  
for HVAC Equipment

18550 County Rd. 81  
Maple Grove, MN 55369  
763-428-3677

## Reversible Heat Pump Stand

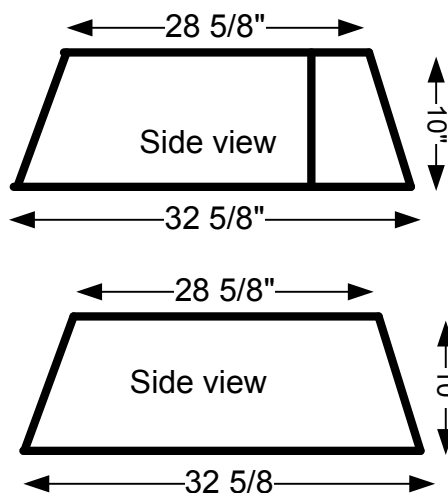
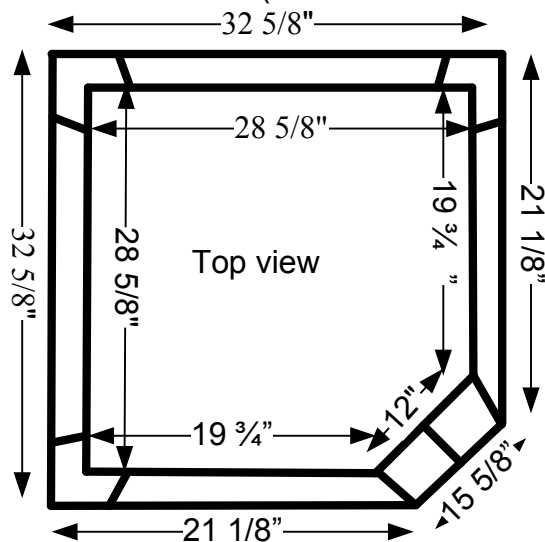
Rheem & Ruud Units

LEN2828 (fits  $33\frac{3}{4} \times 33\frac{3}{4}$  &  $35\frac{3}{4} \times 35\frac{3}{4}$  units)  
HPS1923 (fits  $29\frac{3}{4} \times 29\frac{3}{4}$  unit)

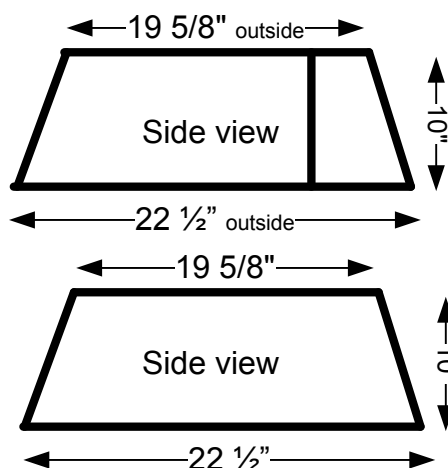
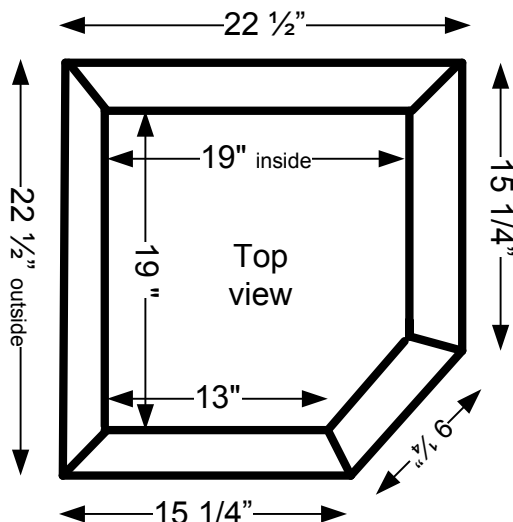
- Reversible
- Powder coated
- Custom fit
- Looks professional
- Durable
- Holds up to 2,000 lbs.
- Stackable (less space)
- Pallet quantity (42)



LEN2828 Part # (fits  $33\frac{3}{4} \times 33\frac{3}{4}$  &  $35\frac{3}{4} \times 35\frac{3}{4}$  units)



HPS1923 Part # (fits  $29\frac{3}{4} \times 29\frac{3}{4}$  units)







Supreme Standards  
for HVAC Equipment

18550 County Rd. 81  
Maple Grove, MN 55369  
763-428-3677

## Reversible Heat Pump Stands

Fits all Trane and American Standard  
Heat Pumps

- Reversible
- Powder coated
- Custom fit
- Looks professional
- Durable
- Holds up to 2,000 lbs.
- Stackable (less space)
- Pallet quantity (42)

### Why under AC's

- Easier to service
- Keep dogs from urinating on unit
- Protect from mowing and weed whipping
- Keep mice out of unit
- Low ground or flooding

### Part HPS2428

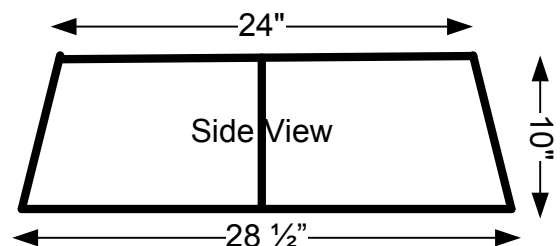
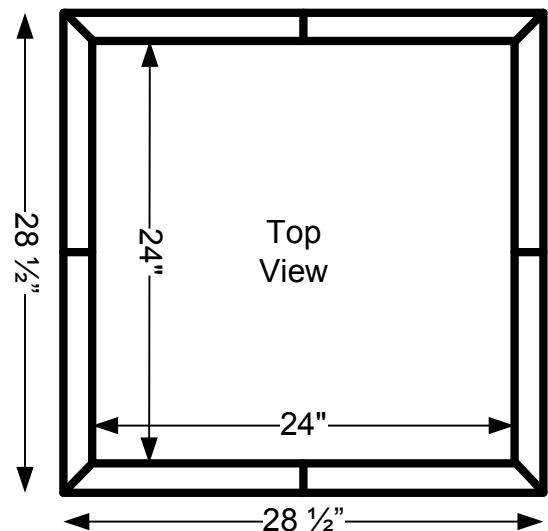
Fits

33 x 30"

37 x 34"



33 x 30" unit





Supreme Stands  
for HVAC Equipment

18550 County Rd. 81  
Maple Grove, MN 55369  
763-428-3677

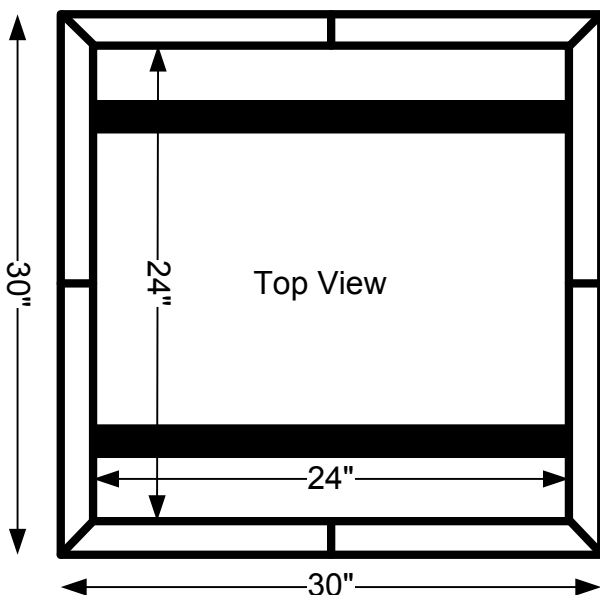
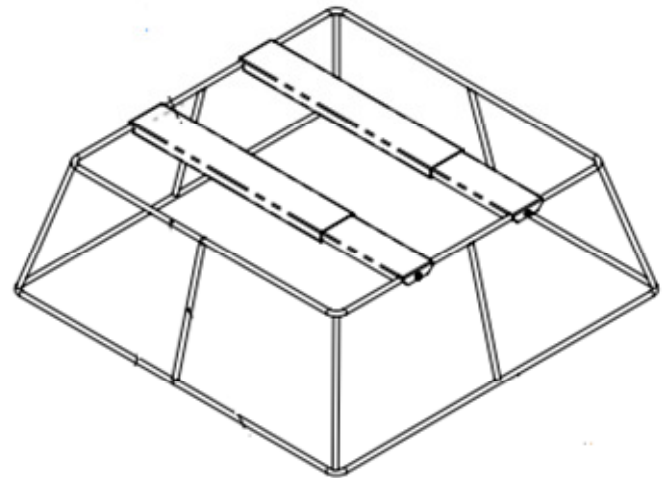
# Universal Reversible Heat Pump Stand Part # UNV2430

- Reversible adjustable brackets
- Powder coated
- Looks professional
- Durable

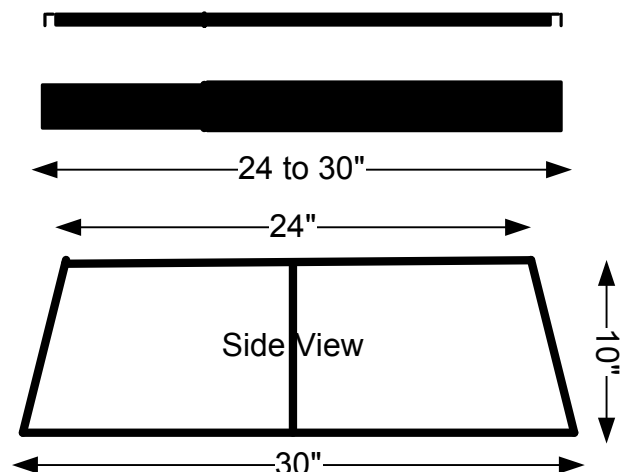
## Why under AC's

- Easier to service
- Keep dogs from urinating on unit
- Protect from mowing and weed whipping
- Keep mice out of unit
- Low ground or flooding

Part UNV2430  
JCI, Nordyne & Bosch units



Telescoping Bracket  
Bracket can go on both sides  
Universal Stand (works on all)





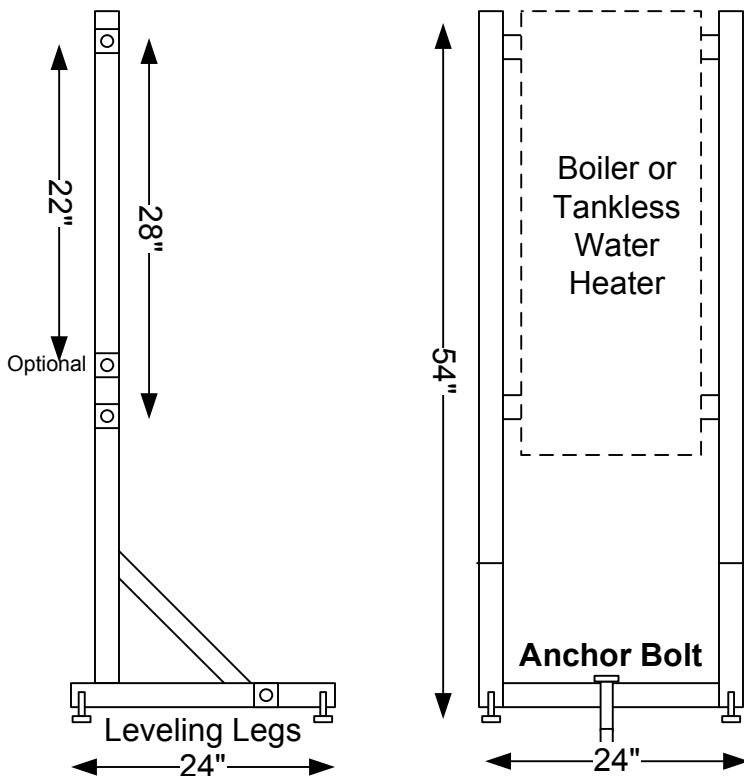
Supreme Stands  
for HVAC Equipment

18550 County Rd. 81  
Maple Grove, MN 55369  
763-428-3677  
steves@heatcool2.com

# Universal Boiler and Tankless Water Stand

Part Number: BS2454

- Adjustable legs for leveling
- Easy assembly
- Powder coated finish
- Hardware included
- 1 ½ x 1 ½" sq. tube
- 300 lb max



## Instructions:

**Install the crossbar with ½" holes on the bottom for anchor bolt**

Install top two crossbars with bolts included and tighten. (optional height)

Self tapping included for mounting the boiler

Anchor bolt is not included (required when boiler is over 200 pounds.)





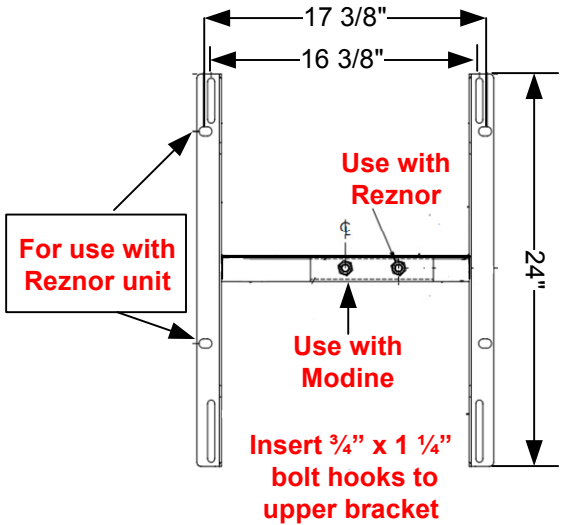
Supreme Stands  
for HVAC Equipment

18550 County Rd. 81  
Maple Grove, MN 55369  
763-428-3677

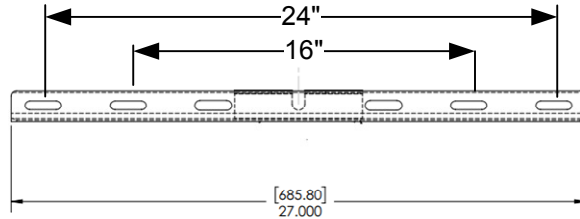
# Unit Heater Bracket

Part Number: UH24-UNV

- Mount upper bracket to ceiling
- Attach lower bracket to unit
- Simply hook unit to upper bracket and tighten
- Hardware included with powder coat finish
- Rotates to any angle
- Carriers up to 400 lb.
- Works with Modine, Reznor, Sterling and most brands



Lower Bracket (bolts to unit)  
using  $\frac{3}{4}$  x  $\frac{3}{8}$ " bolts & washers



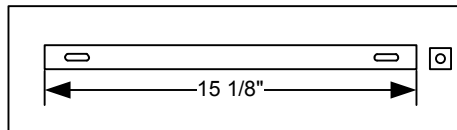
Ceiling Bracket (bolts to ceiling)  
Using 2  $\frac{1}{2}$ " x  $\frac{3}{8}$ " lag bolts & washers

Hardware included  
1-  $\frac{1}{2}$ " x 1- $\frac{1}{4}$ " flange bolt  
2- 2  $\frac{1}{2}$ " x  $\frac{3}{8}$ " lag bolts  
4-  $\frac{3}{4}$ " x  $\frac{3}{8}$ " bolts  
4-  $\frac{3}{8}$ " locking nuts  
10-  $\frac{3}{8}$ " bonded washers  
2- safety brackets  
to level unit

Available parts  
for Modine  
& Reznor

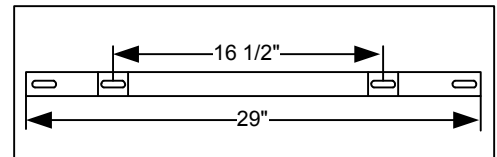
Part #  
R-Angle  
M-Angle

Modine  
HD100 & 125 requires  
Part # M-Angle



Hardware included  
4-  $\frac{3}{4}$ " x  $\frac{3}{8}$ " bolts  
4-  $\frac{3}{8}$ " locking nuts  
8-  $\frac{3}{8}$ " bonded washers

Reznor  
UDX150-400 requires  
Part # R-Angle



Hardware included  
4-  $\frac{3}{4}$ " x  $\frac{3}{8}$ " bolts  
4-  $\frac{3}{8}$ " bonded washers



Modine Hot Dawg  
30 to 75,000 btu



Modine Hot Dawg  
100 to 125,000 btu  
Use M-Angle



Reznor UDX & UDZ  
30 to 125,000 btu



Reznor UDX & UDZ  
150 to 400,000 btu  
Use R-Angle



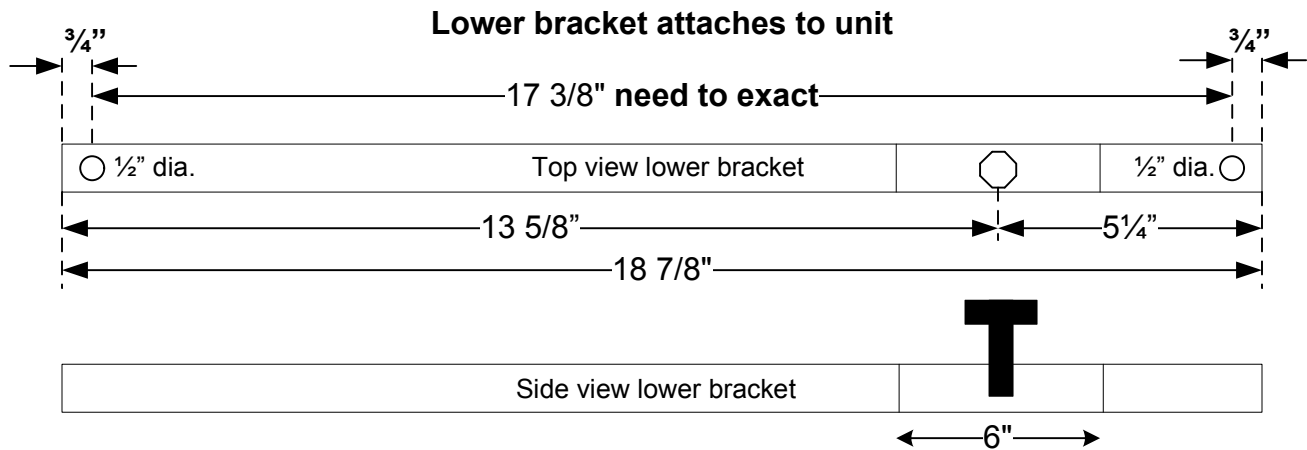
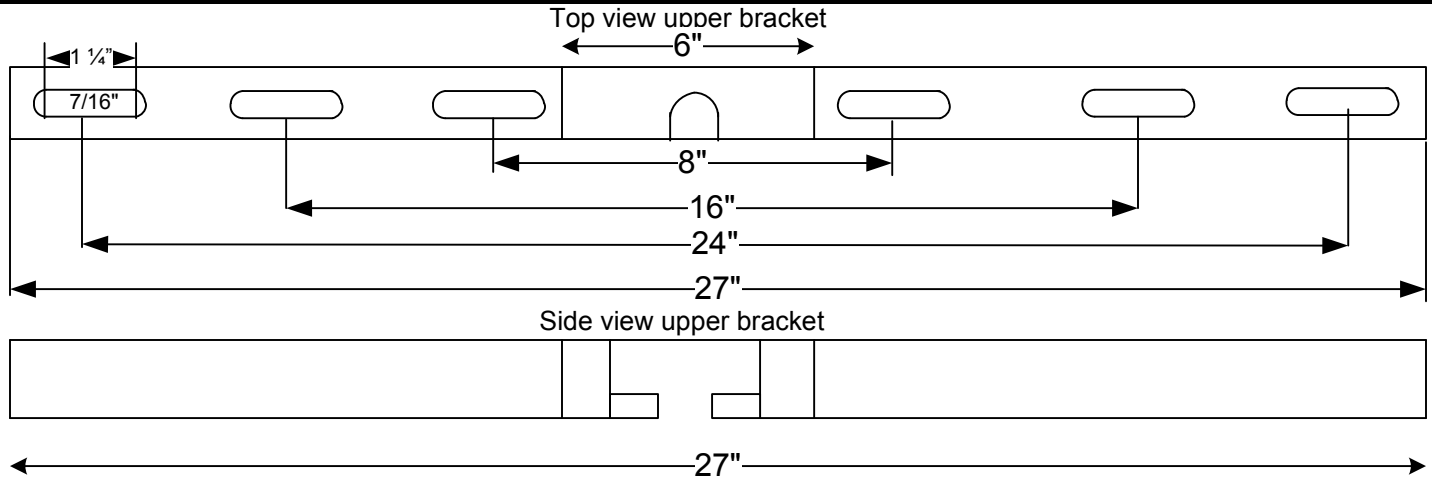
Supreme Stands  
for HVAC Equipment

18550 County Rd. 81  
Maple Grove, MN 55369  
763-428-3677

# Quick Hanging Unit Heater Bracket

Part Number: UH21-R

- Mount upper bracket to ceiling
- Attach lower bracket to unit
- Simply hook unit to upper bracket and tighten
- Hardware included with powder coat finish
- Rotates to any angle
- Fits UDAP 30 to 125,000 btu's
- 300 lb. max limit.



## Hardware included

- 1- 1/2" x 1-1/4" flange bolt
- 2- 2 1/2 x 3/8 lag bolts
- 2- 3/4 x 3/8 bolts
- 4- 7/16 Bonded rubber washer
- 2- safety brackets



Part # RW-3/4

This ratcheted-end wrench works best



Supreme Stands  
for HVAC Equipment

18550 County Rd. 81  
Maple Grove, MN 55369  
763-428-3677

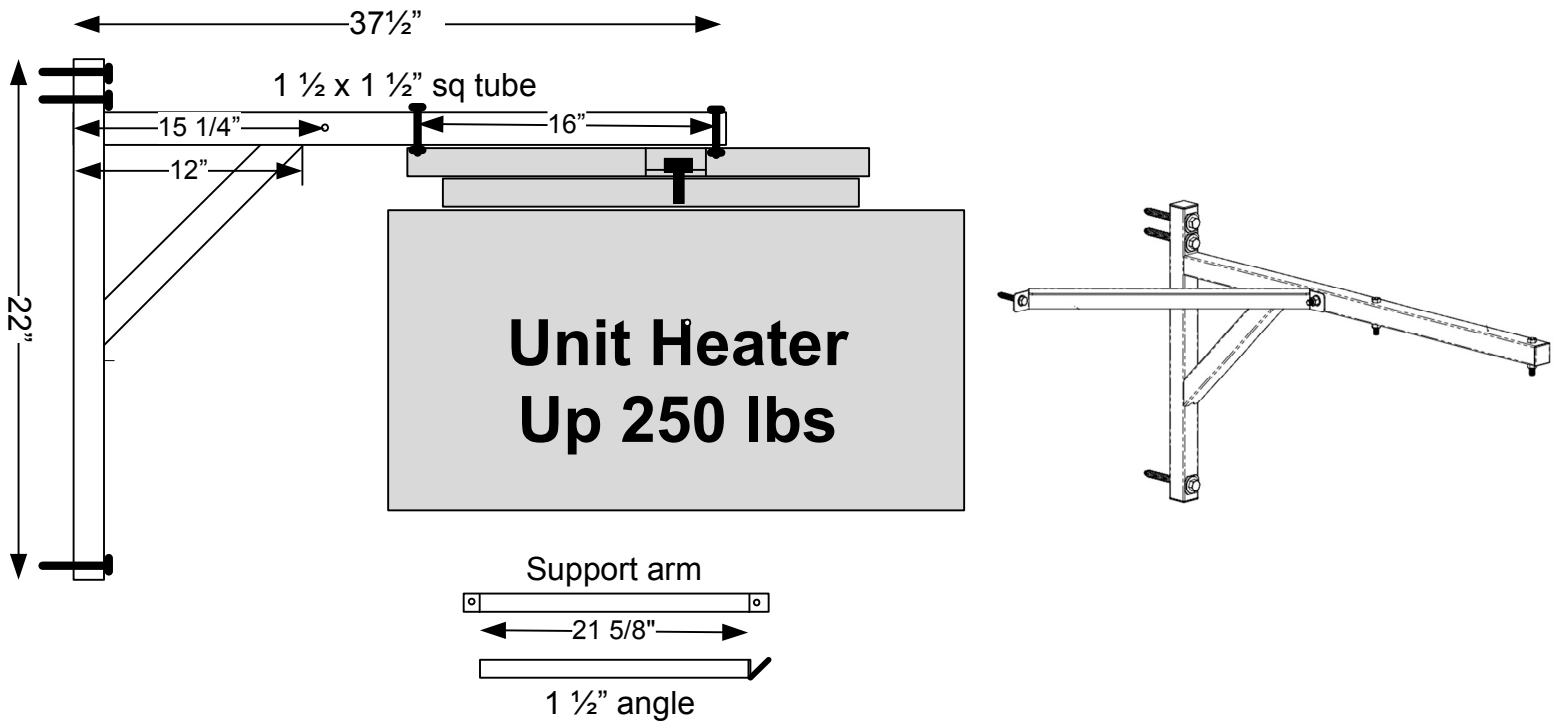
## 36" Unit Heater Wall Brackets

Ceiling Bracket not included

Used With:

UH22, UH21-R, UH28-R & UH24UNV ceiling bracket  
Ceiling bracket is bolted to upper arm of wall bracket  
Simply hook unit to upper bracket and tighten  
Hardware included with powder coat finish  
Rotates to any angle  
250 lb max

**Part Number: UHWB-36**



### Instructions:

1. Using  $\frac{1}{2}$ " Lag bolts provided, bolt UHWB-36 securely to stud or solid up right wall. (very import to have this bolted securely.)
2. Using  $\frac{3}{8}$ " x  $2\frac{1}{2}$ " bolt, bolt the support arm to UHWB-36.
3. Using  $\frac{3}{8}$ " x  $2\frac{1}{2}$ " lag bolt, bolt support arm firmly to the wall.
4. Mount ceiling bracket to the UHWB-36 as shown in the picture.
5. Hang Unit Heat and turn to desired angle.

### Hardware:

- 3  $\frac{1}{2}$  x 5" lag bolts with washer
- 3  $\frac{3}{8}$  x  $2\frac{1}{2}$ " bolts with fender washer, washer & Nylock Nut
- 1  $\frac{3}{8}$  x  $2\frac{1}{2}$ " lag with washer





Guard for furnace & water heater vents

18550 County Rd. 81  
Maple Grove, MN 55369  
763-428-3677

# 2 & 3" PVC Furnace & Boiler Exhaust Test Port Cover

Part # 2" TPC

Part # 3" TPC

- No more taping over holes
- Reduce your liability
- **Made for the professionals.**

Test Hole



Part #  
2" TPC





**DIAMOND**  
**vent screen**

Guard for furnace & water heater vents

**COMING SOON, FALL OF 2023**

## 2 & 3" Concentric Screen Kits for intake and exhaust

**Prevent costly service calls**


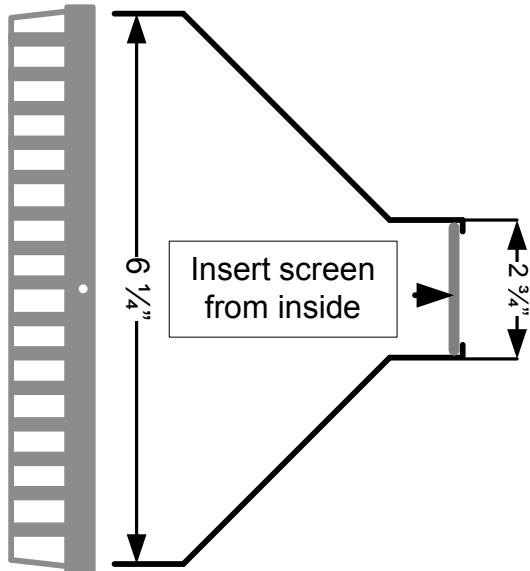
**Keeps mice & birds out of equipment.**

**Keeps leaves and debris out of equipment.**


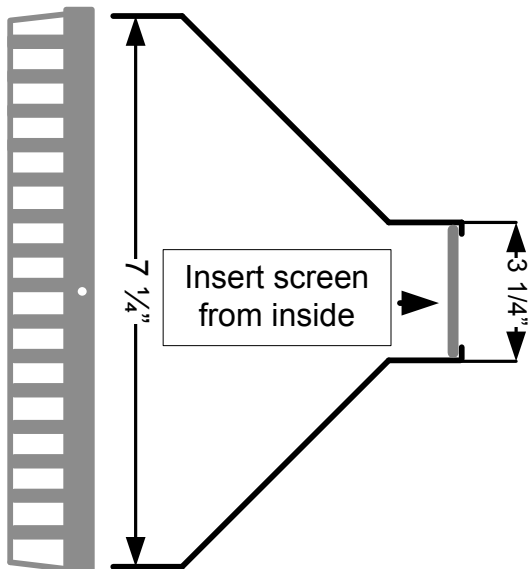


Mice in furnace  
from a  
Concentric Vent

**PN# CV-2 DVS**



**PN# CV-3 DVS**



# Diamonds are a home's best friend.



## Keeping the outside where it belongs.

Birds, squirrels, chipmunks, bats and other animals often seek a warm nest in furnace and water heater exhaust vents, not only causing a mess, but a costly service call too.

Our patent-pending **Diamond Vent Screens** are specially designed to let these varmints know homeowners aren't interested in having them over for a visit. Designed with furnace and water heater exhaust pipes in mind, our screens keep birds and small animals where they belong – outside.

In addition, **Diamond Vent Screens** prevent children from placing landscaping rocks and small toys inside exhaust pipes while playing outside. The screens come in four sizes:




Screen size	Actual diameter	Part #
2"	2 3/8"	DVS-2
2.5"	2 7/8"	DVS-2.5
3"	3 1/2"	DVS-3
4"	4 1/2"	DVS-4

Trust **Diamond Vent Screen** to protect your home from unwelcome visitors.

Contact us at 763.428.3677 for more information.

Buy online at [DiamondVentScreen.com](http://DiamondVentScreen.com)




# DIAMOND

## vent screen

Guard for furnace & water heater vents

Without exaggeration, you will instantly appreciate the functionality and reliability of **Diamond Vent Screens**.

**Very Important**  
Insert as diamond  
(not horizontally)



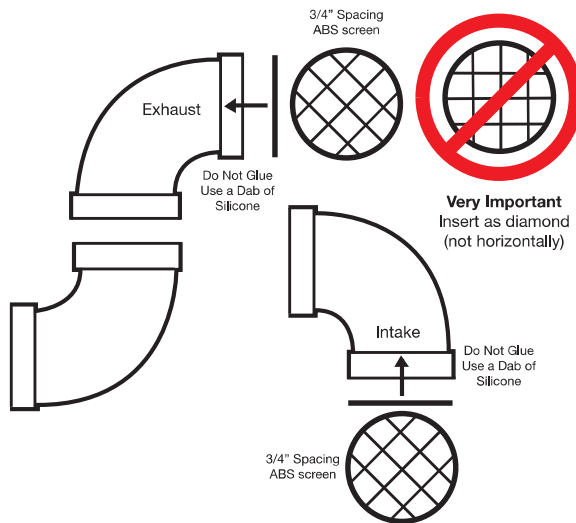
3/4" Spacing  
ABS screen

**Concentric Vent**  
2" & 3"

Exhaust

2" Screen Part # DVS-2  
(Fits 2" Concentric Vent)

2.5" Screen Part # DVS-2.5  
(Fits 3" Concentric Vent)



**Very Important**  
Insert as diamond  
(not horizontally)

Do Not Glue  
Use a Dab of  
Silicone

3/4" Spacing  
ABS screen

## Diamond Vent Screen Product Advantages

- ◆ Easy to install
- ◆ Cost effective
- ◆ Protect against restricted pipes
- ◆ Keeps animals and objects out
- ◆ Provides safety and protection
- ◆ Prevents costly service calls, saving you time and money

